

SP01DESIGN.COM

MICHELLE

SEATING COLLECTION



MICHELLE SEATING COLLECTION



MICHELLE CHAIR

Building on the success of the Michelle mirror series, Tim Rundle has developed the visual language of the arc to create seating that is an exercise in architectural geometry. On its own, a single Michelle chair makes a bold style statement, the variously oval or round backs and circular bases set upon fine tubular steel frames to create sculptural shapes in space.

Assembled in series, the arched backrests of the dining chairs and stools form a rigorously ordered group that references classical colonnades. In repose or in use, the graphic aspect of the Michelle chairs and stool makes them future classics.

DESIGNER

Tim Rundle, 2019

MATERIALS

Available in selected combinations only.

Frame made of steel tube, finished in satin black, glossy red, black chrome or gold chrome finish.

Seat and back made of ash plywood, available in natural, carbon stained and red lacquered finish.

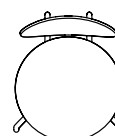
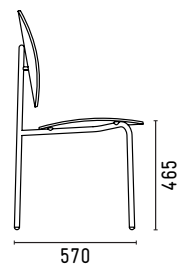
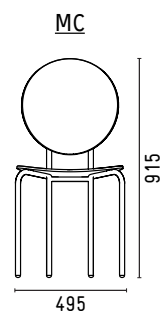
Available in upholstered and non upholstered version. Upholstered version always with visible plywood shell.

Always two per box.

CERTIFICATES

CATAS
FSC certified timbers


DIMENSIONS




MICHELLE SEATING COLLECTION

AVAILABLE COMBINATIONS FOR MC


Satin black structure E02K and natural ash seat and back shell A01N with or without upholstery




Gold chrome structure G01G and natural ash seat and back shell A01N with upholstery



Satin black structure E02K and carbon stained ash seat and back shell A02C with or without upholstery



Black chrome structure G02B and carbon stained ash seat and back shell A02C with upholstery



Glossy red structure E06RG and red lacquered ash seat and back shell A05R with upholstery



Note ⁽¹⁾
Finish available until available stock sold through - please check with your SPØ1 consultant

MICHELLE SEATING COLLECTION



MICHELLE CHAIR
HIGH BACK

MATERIALS

Available in selected combinations only.

Frame made of steel tube, finished in RAL9017 satin black, black chrome or gold chrome finish.

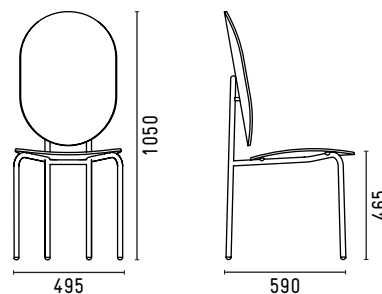
Seat and back made of ash plywood, available in natural or carbon stained finish.

Available in upholstered and non upholstered version. Upholstered version always with visible plywood shell.

Always two per box.

DIMENSIONS

MCH



DESIGNER

Tim Rundle, 2019

CERTIFICATES

FSC certified timbers



MICHELLE SEATING COLLECTION



MICHELLE
LOW STOOL

MATERIALS

Available in selected combinations only.

Frame made of steel tube,
finished in RAL9017 satin black, black chrome or gold chrome
finish.

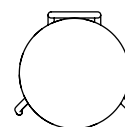
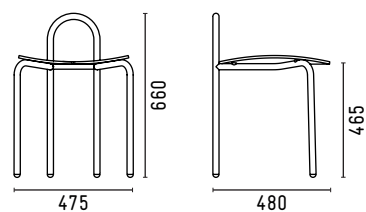
Seat made of ash plywood, available in natural or carbon stained
finish.

Available in upholstered and non upholstered version.
Upholstered version always with visible plywood shell.

Always two per box.

DIMENSIONS

MS



DESIGNER

Tim Rundle, 2019


CERTIFICATES

FSC certified timbers


MICHELLE SEATING COLLECTION

AVAILABLE COMBINATIONS FOR MCH/MS


Satin black structure E02K and natural ash seat and back shell A01N with or without upholstery




Gold chrome structure G01G and natural ash seat and back shell A01N with upholstery



Satin black structure E02K and carbon stained ash seat and back shell A02C with or without upholstery



Black chrome structure G02B and carbon stained ash seat and back shell A02C with upholstery



Note ⁽¹⁾

Finish available until available stock sold through - please check with your SP01 consultant

MICHELLE SEATING COLLECTION



MICHELLE
BAR STOOL

DIMENSIONS

MATERIALS

Available in selected combinations only.

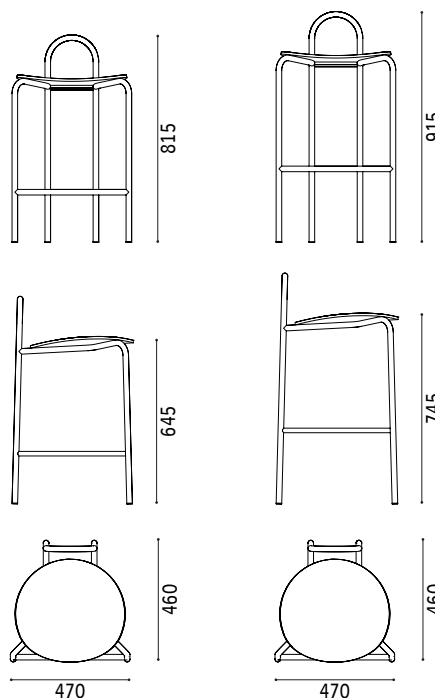
Frame made of steel tube, finished in satin black.

Seat made of ash plywood, available in natural or carbon stained finish.

Available in non upholstered or leather upholstered version only, with visible plywood shell.

MB65

MB75



DESIGNER

Tim Rundle, 2020

CERTIFICATES

FSC certified timbers

MICHELLE SEATING COLLECTION

AVAILABLE COMBINATIONS FOR MB65/MB75

Satin black structure E02K and natural ash seat A01N
with or without upholstery



Satin black structure E02K and carbon stained ash seat
A02C with or without upholstery



AVAILABLE UNTIL SOLD THROUGH
(PLEASE CHECK STOCK WITH YOUR SP01 CONSULTANT)

Gold chrome structure G01G and natural ash seat A01N
with upholstery



Black chrome structure G02B and carbon stained ash seat
A02C with upholstery

