

SPØ1DESIGN.COM

MICHELLE

SEATING COLLECTION



MICHELLE SEATING COLLECTION



MICHELLE CHAIR

Building on the success of the Michelle mirror series, Tim Rundle has developed the visual language of the arc to create seating that is an exercise in architectural geometry. On it's own, a single Michelle chair makes a bold style statement, the variously oval or round backs and circular bases set upon fine tubular steel frames to create sculptural shapes in space.

Assembled in series, the arched backrests of the dining chairs and stools form a rigorously ordered group that references classical colonnades. In repose or in use, the graphic aspect of the Michelle chairs and stool makes them future classics.

DESIGNER

Tim Rundle, 2019

MATERIALS

Available in selected combinations only.

Frame made of steel tube, finished in satin black, glossy red, black chrome or gold chrome finish.

Seat and back made of ash plywood, available in natural, carbon stained and red lacquered finish.

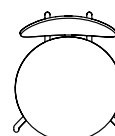
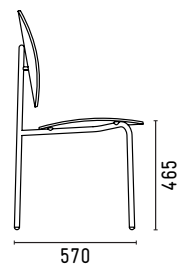
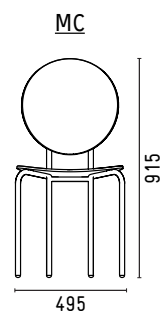
Available in upholstered and non upholstered version. Upholstered version always with visible plywood shell.

Always two per box.

CERTIFICATES

CATAS
FSC certified timbers

DIMENSIONS



MICHELLE SEATING COLLECTION



MICHELLE CHAIR
HIGH BACK

MATERIALS

Available in selected combinations only.

Frame made of steel tube, finished in RAL9017 black, RAL3007 black red, black chrome or gold chrome finish.

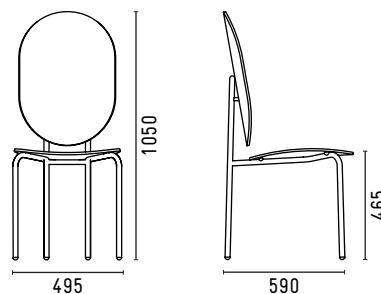
Seat and back made of ash plywood, available in natural, carbon stained and red lacquered finish.

Available in upholstered and non upholstered version. Upholstered version always with visible plywood shell.

Always two per box.

DIMENSIONS

MCH




DESIGNER

Tim Rundle, 2019

CERTIFICATES

FSC certified timbers



MICHELLE SEATING COLLECTION



MICHELLE
LOW STOOL

MATERIALS

Available in selected combinations only.

Frame made of steel tube, finished in RAL9017 black, RAL3007 black red, black chrome or gold chrome finish.

Seat and back made of ash plywood, available in natural, carbon stained and red lacquered finish.

Available in upholstered and non upholstered version. Upholstered version always with visible plywood shell.

Always two per box.

DESIGNER

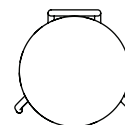
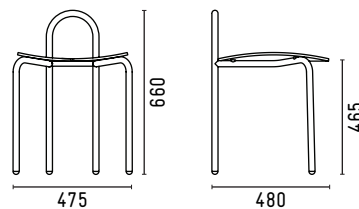
Tim Rundle, 2019

CERTIFICATES

FSC certified timbers

DIMENSIONS

MS




MICHELLE SEATING COLLECTION

AVAILABLE COMBINATIONS FOR MC/MCH/MS


Satin black structure E02K and natural ash seat and back shell A01N with or without upholstery




Gold chrome structure G01G and natural ash seat and back shell A01N with upholstery



Black chrome structure G02B and carbon stained ash seat and back shell A02C with upholstery



Satin black structure E02K and carbon stained ash seat and back shell A02C with or without upholstery



Glossy red structure E06RG and red lacquered ash seat and back shell A05R with upholstery

