

SPØ1DESIGN.COM

# THOMAS

---

COLLECTION



THOMAS COLLECTION



THOMAS CHAIR

Featuring a bent plywood shell integrated into a solid ash frame, Thomas is inviting and friendly.

Its strong form with beautiful timber detailing is reminiscent of a graceful Japanese chair or elegant Scandinavian design.

Teamed with endless options for upholstery, Thomas will fit seamlessly into any interior.

DESIGNER

Metrica, 2015

CERTIFICATES

CATAS  
FSC certified timbers

MATERIALS

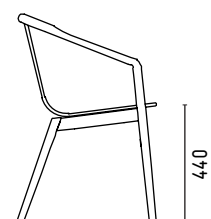
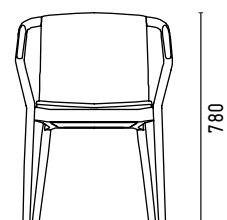
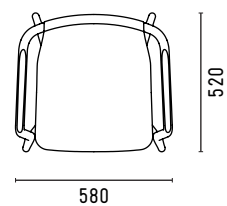
Chair available in natural ash and carbon stained ash.

Frame available in solid ash and seat in formed plywood – either with exposed wood seat or upholstered.

Upholstery available in a wide range of fabrics and leathers.

DIMENSIONS

TC



THOMAS COLLECTION



THOMAS ARMCHAIR

The Thomas Armchair is derived from the same design elements as its namesake dining chair, featuring a formed plywood shell suspended in a solid ash frame with the distinctive carved armrest detail.

The proportions are modest, ensuring suitability in any number of environments.

The chair comes without upholstery. An additional loose soft seat cushion is available for extra comfort.

DESIGNER

Metrica, 2015

MATERIALS

Chair available in natural ash and carbon stained ash.

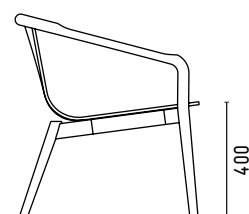

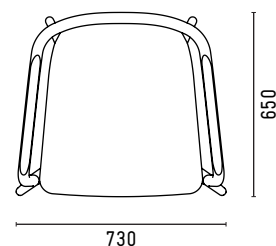
Additional soft upholstered seat cushion TASC available in a wide range of fabrics and leathers.

CERTIFICATES

CATAS  
FSC certified timbers

DIMENSIONS

TA



THOMAS COLLECTION



THOMAS BAR STOOLS

The Thomas Barstool completes the Thomas Family and is derived from the same design elements that define the series.

Featuring a formed plywood shell suspended in a solid ash frame with the distinctive carved armrest detail, the footrest finishes create a luxurious contrast to the solid wood construction.

Teamed with the endless options for upholstery, Thomas will fit seamlessly into any interior.

DESIGNER

Metrica, 2017

CERTIFICATES

CATAS  
FSC certified timbers

MATERIALS

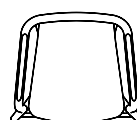
Frame available in solid ash and seat in plywood, either in wood or upholstered option.

Available in natural or carbon stained ash. Footrest available in satin black, metallic pewter, black chrome or gold chrome.

Upholstery available in a wide range of fabrics and leathers.

DIMENSIONS

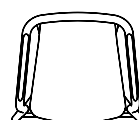
TB65



525

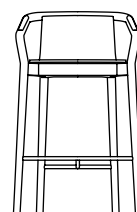
465

TB75

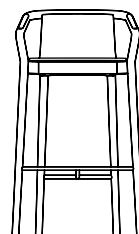


525

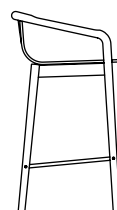
465



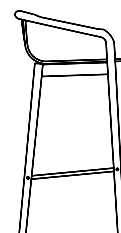
855



955



650



750

THOMAS COLLECTION

MATERIAL THOMAS CHAIR TC

Frame available in solid ash and seat in plywood, either in wood or upholstered option.  
Available in natural or carbon stained ash.  
Upholstery available in a wide range of fabrics and leathers.

MATERIAL THOMAS ARMCHAIR TA

Frame available in solid ash and seat in plywood, available in natural or carbon stained ash.  
Additional soft upholstered seat cushion TASC available in a wide range of fabrics and leathers.

MATERIAL THOMAS BARSTOOL TB65/TB75

Frame available in solid ash and seat in plywood, either in wood or upholstered option.  
Frame available in natural or carbon stained ash.  
Footrest available in satin black, metallic pewter, black chrome or gold chrome.  
Upholstery available in a wide range of fabrics and leathers.

FRAME




Natural  
ash  
A01N



Carbon  
stained ash  
A02C


FOOTREST FINISH




RAL9017  
satin black  
E02K



Metallic  
pewter  
F02P



Black  
chrome  
G02B



Gold  
chrome  
G01G