

SPØ1DESIGN.COM

# THOMAS

---

COLLECTION





## THOMAS COLLECTION



### THOMAS CHAIR

Featuring a bent plywood shell integrated into a solid ash frame, Thomas is inviting and friendly.

Its strong form with beautiful timber detailing is reminiscent of a graceful Japanese chair or elegant Scandinavian design.

Teamed with endless options for upholstery, Thomas will fit seamlessly into any interior.

### DESIGNER

Metrica, 2015

### CERTIFICATES

CATAS  
FSC certified timbers

### MATERIALS

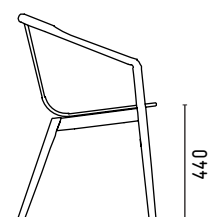
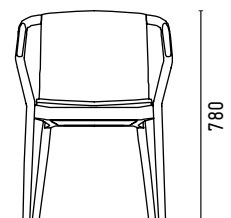
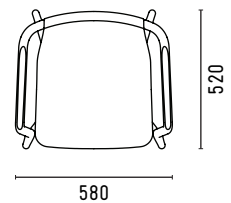
Chair available in natural ash, carbon stained ash or walnut stained ash.

Frame available in solid ash and seat in formed plywood – either with exposed wood seat or upholstered.

Upholstery available in a wide range of fabrics and leathers.

### DIMENSIONS

TC



## THOMAS COLLECTION



### THOMAS ARMCHAIR

The Thomas Armchair is derived from the same design elements as its namesake dining chair, featuring a formed plywood shell suspended in a solid ash frame with the distinctive carved armrest detail.

The proportions are modest, ensuring suitability in any number of environments.

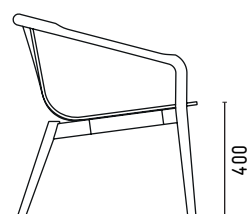

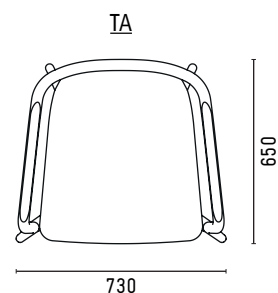
The chair comes without upholstery. An additional loose soft seat cushion is available for extra comfort.

### MATERIALS

Chair available in natural ash, carbon stained ash or walnut stained ash.

Additional soft upholstered seat cushion TASC available. Upholstered cushion available in a wide range of fabrics and leathers.

### DIMENSIONS



### DESIGNER

Metrica, 2015

### CERTIFICATES

CATAS  
FSC certified timbers

## THOMAS COLLECTION



### THOMAS BAR STOOLS

The Thomas Barstool completes the Thomas Family and is derived from the same design elements that define the series.

Featuring a formed plywood shell suspended in a solid ash frame with the distinctive carved armrest detail, the footrest finishes create a luxurious contrast to the solid wood construction.

Teamed with the endless options for upholstery, Thomas will fit seamlessly into any interior.

### MATERIALS

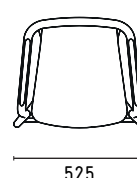
Frame available in solid ash and seat in plywood, either in wood or upholstered option.

Available in natural, carbon stained or walnut stained ash. Footrest available in satin black, metallic pewter, black chrome or gold chrome.




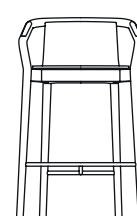
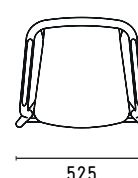
Upholstery available in a wide range of fabrics and leathers.

### DIMENSIONS

**TB65**



**TB75**



### DESIGNER

Metrica, 2017

### CERTIFICATES

CATAS  
FSC certified timbers

## THOMAS COLLECTION

### MATERIAL THOMAS CHAIR TC

Frame available in solid ash and seat in plywood, either in wood or upholstered option.

Available in natural, carbon stained or walnut stained ash.

Upholstery available in a wide range of fabrics and leathers.

### MATERIAL THOMAS ARMCHAIR TA

Frame available in solid ash and seat in plywood, available in natural, carbon stained or walnut stained ash.

Additional soft upholstered seat cushion TASC available. Upholstery available in a wide range of fabrics and leathers.

### MATERIAL THOMAS BARSTOOL TB65/TB75

Frame available in solid ash and seat in plywood, either in wood or upholstered option.

Frame available in natural, carbon stained or walnut stained ash.

Footrest available in satin black, metallic pewter, black chrome or gold chrome.

Upholstery available in a wide range of fabrics and leathers.

### FRAME



Natural  
ash  
A01N




Carbon  
stained ash  
A02C



Walnut  
stained ash  
A06W

### FOOTREST FINISH




RAL9017  
satin black  
E02K



Metallic  
pewter  
F02P



Black  
chrome  
G02B



Gold  
chrome  
G01G