



## HDS 1000 BE

Hot water high-pressure cleaner with petrol combustion engine



### 1 Optimum ease of use

- Automatic burner cut-out in case of water shortage, overheating protection.
- Ergonomically designed trigger gun for ease of use.

### 2 Maximum performance

- High-output burner with upright heating coil and continuous ignition without deflagration.
- For removing stubborn deposits.



## HDS 1000 BE

- Petrol engine with electric starter
- Professional high-performance hot water unit

### Technical data

|                        |           |                  |
|------------------------|-----------|------------------|
| Order Number           |           | 1.811-942.0      |
| EAN code               |           | 4054278169200    |
| Pressure               | bar / MPa | 40-210 / 4-21    |
| Pressure               | PSI       | 3000             |
| Flow rate              | l/h       | 450-900          |
| Max. temperature       | °C        | 98 / 80          |
| Consumption fuel oil   | kg/h      | 5,6              |
| Engine type            |           | GX 390/Petrol    |
| Engine manufacturer    |           | Honda            |
| Power rating           | kW / hp   | 9,5 / 13         |
| Weight                 | kg        | 165              |
| Dimensions (L x W x H) | mm        | 1100 × 750 × 785 |

### Equipment

|  |    |                     |
|--|----|---------------------|
| Trigger gun  |    | EASY!Force Advanced |
| Trigger gun with soft grip                         |    | ■                   |
| High-pressure hose                                 | m  | 15                  |
| Spray lance  | mm | 1050                |
| Cage frame   |    | ■                   |
| Anti-twist system (AVS)                            |    | -                   |
| Electric starter                                   |    | ■                   |
| Power nozzle                                       |    | ■                   |
| Servo Control                                      |    | ■                   |
| Sturdy tubular steel frame for handling with crane |    | ■                   |

■ Included in delivery.

# ACCESSORIES FOR HDS 1000 BE

## 1.811-942.0


**KÄRCHER**



|  |    | Order Number | ID    | Max. working pressure | Length | Price | Description   |   |
|--|----|--------------|-------|-----------------------|--------|-------|---|---|
| <b>Standard with unions on both sides</b>                              |    |              |       |                       |        |       |   |   |
| High-pressure hose, 10 m DN 8, AVS trigger gun connector               | 1  | 6.110-031.0  | ID 8  | 315 bar               | 10 m   |       | 10 m high-pressure hose (M 22 x 1.5) with kink protection. With patented rotating AVS trigger gun connector and manual coupling. Further data: DN 8/155°C/315 bar.  | ▲ |
| High-pressure hose, 20 m DN 8, AVS trigger gun connector               | 2  | 6.110-032.0  | ID 8  | 315 bar               | 20 m   |       | 20 m high-pressure hose (M 22 x 1.5) with kink protection. With patented rotating AVS trigger gun connector and manual coupling. Further data: DN 8/155°C/315 bar.  | ▲ |
| High-pressure hose, 30 m DN 8, including rotary coupling               | 3  | 6.110-014.0  | ID 8  | 315 bar               | 30 m   |       | With rotary coupling, 2 x M 22 x 1.5  | ▲ |
| High-pressure hose, 15 m DN 10, 220 bar, extension                     | 4  | 6.110-042.0  | ID 10 | 220 bar               | 15 m   |       | 15 m high-pressure hose M 22 x 1.5) with kink protection and threaded couplings at both ends. Further data: DN 10/155°C/220 bar.                                    | ▲ |
| High-pressure hose, 20 m DN 10, 220 bar, extension                     | 5  | 6.110-043.0  | ID 10 | 220 bar               | 20 m   |       | with union on both sides, M 22 x 1.5 with anti-kink protection. NW 10/155°C/220 bar   | ▲ |
| High-pressure hose, 25 m DN 10, extension, not rotatable               | 6  | 6.110-044.0  | ID 10 | 220 bar               | 25 m   |       |   | ▲ |
| Hose assembly premium DN12 21MPa 15m                                   | 7  | 6.110-059.0  | ID 12 | 210 bar               | 15 m   |       | High-pressure hose for water volumes greater than 1,800 l/h. With union on both sides. 2x M 22 x 1.5 with anti-kink protection.                                     | ▲ |
| Hose assembly premium DN12 21MPa 40m                                   | 8  | 6.110-060.0  | ID 12 | 210 bar               | 40 m   |       |   | ▲ |
| High-pressure hose, 15 m DN 8, AVS trigger gun connector               | 9  | 6.110-030.0  | ID 8  | 315 bar               | 15 m   |       | 15 m high-pressure hose (M 22 x 1.5) with kink protection. With patented rotating AVS trigger gun connector and manual coupling. Further data: DN 8/155°C/315 bar.  | ■ |
| <b>Longlife 400 with unions on both sides</b>                          |    |              |       |                       |        |       |   |   |
| High-pressure hose Longlife 400, 30 m DN 8, including rotary coupling  | 10 | 6.110-023.0  | ID 8  | 400 bar               | 30 m   |       | With rotary coupling, 2 x M 22 x 1.5  | ▲ |
| High-pressure hose Longlife 400, 20 m, DN 8, extension                 | 11 | 6.110-027.0  | ID 8  | 400 bar               | 20 m   |       | with rotary coupling, 2 x M 22 x 1.5  | ▲ |
| High-pressure hose Longlife 400, 15 m, DN 8, including rotary coupling | 12 | 6.110-029.0  | ID 8  | 400 bar               | 15 m   |       | With rotary coupling, 2 x M 22 x 1.5  | ▲ |
| High-pressure hose 1.5 m, DN 8, including connectors                   | 13 | 6.110-024.0  | ID 8  | 400 bar               | 1.5 m  |       | 1.5 m high-pressure hose (DN 8, M 22 x 1.5) with kink protection and connectors at both ends. For connecting to hose reels with appropriate connector (M 22 x 1.5). | □ |
|  | 14 | 6.110-069.0  | ID 8  | 400 bar               | 1.5 m  |       |   | □ |
| High-pressure hose packaged  | 15 | 6.110-038.0  | ID 8  | 400 bar               | 10 m   |       |   | □ |
| <b>Longlife food industry version with unions on both sides</b>        |    |              |       |                       |        |       |   |   |
| High pressure hose food DN 8 / 10 m                                    | 16 | 6.110-053.0  | ID 8  | 400 bar               | 10 m   |       | Longlife HP hose for use in the food industry. Außendecke## animal-grease-resistant, non-colour-bleeding material. With rotary coupling, 2 x M 22 x 1.5             | ▲ |

■ Included in delivery. □ Available accessories. ▲ Extension hose.

ACCESSORIES FOR HDS 1000 BE  
1.811-942.0



|  |   | Order Number | Flow rate    |  |  |  | Price | Description  |   |
|--|---|--------------|--------------|--|--|--|-------|--|---|
| Trigger guns                             |   |              |              |  |  |  |       |  |   |
| Extended easy press trigger gun          | 1 | 4.118-005.0  |              |  |  |  |       | Extended easy press high-pressure trigger gun for high-pressure hoses with rotating connector. | ■ |
| Servo Control                            |   |              |              |  |  |  |       |  |   |
| Servo control                            | 2 | 4.118-008.0  | 750-1100 l/h |  |  |  |       |  | ■ |
| Quick connect                            |   |              |              |  |  |  |       |  |   |
| Quick-fitting pipe union coupler trapezo | 3 | 2.115-000.0  |              |  |  |  |       |  | □ |
| Quick-fitting pipe union plug nipple tra | 4 | 2.115-001.0  |              |  |  |  |       |  | □ |

■ Included in delivery. □ Available accessories. ▲ Extension hose.

# ACCESSORIES FOR HDS 1000 BE

## 1.811-942.0

**KÄRCHER**



|                                     |   | Order Number | Nozzle size |  |  |  | Price | Description  |   |
|-------------------------------------|---|--------------|-------------|--|--|--|-------|--|---|
| <b>Power nozzle spray angle 25°</b> |   |              |             |  |  |  |       |  |   |
| Power nozzle spray angle 25°        | 1 | 2.113-009.0  | 47          |  |  |  |       | Fan jet nozzle with 25° spray angle, suitable for large areas and removing stubborn dirt and stains. | ■ |
| <b>HP nozzle spray angle 0°</b>     |   |              |             |  |  |  |       |  |   |
| High-pressure nozzle spray angle 0° | 2 | 2.113-034.0  | 50          |  |  |  |       | High-pressure nozzle with powerful jet for extremely stubborn dirt.                                  | □ |
| <b>Power nozzle spray angle 15°</b> |   |              |             |  |  |  |       |  |   |
| Power nozzle spray angle 15°        | 3 | 2.113-047.0  | 55          |  |  |  |       | Fan jet nozzle with 15° spray angle suitable for stubborn dirt.                                      | □ |
| <b>Power nozzle spray angle 40°</b> |   |              |             |  |  |  |       |  |   |
| Power nozzle spray angle 40°        | 4 | 2.113-054.0  | 50          |  |  |  |       | Power nozzle with a 40° spray angle and fan jet, suitable for large areas and sensitive surfaces.    | □ |

■ Included in delivery. □ Available accessories. ▲ Extension hose.

# ACCESSORIES FOR HDS 1000 BE

## 1.811-942.0

**KÄRCHER**



|  |    | Order Number | Max. working pressure | Length  |  | Price | Description   |   |
|--|----|--------------|-----------------------|---------|--|-------|---|---|
| <b>Rotating spray lances</b>           |    |              |                       |         |  |       |   |   |
| 1050 mm lance, rotatable, ergonomic    | 1  | 4.112-000.0  | 300 bar               | 1050 mm |  |       | 1050 mm stainless steel lance (manual coupling) with ergonomic handle for ease of use and protection. Rotatable 360° under pressure.  | ■ |
| Lance 250 mm, non-rotatable            | 2  | 4.112-027.0  | 300 bar               | 250 mm  |  |       |   | □ |
| 550 mm lance, non-rotatable            | 3  | 4.112-024.0  | 300 bar               | 400 mm  |  |       |   | □ |
| Rotatable lance, 600 mm, ergonomic     | 4  | 4.112-007.0  | 300 bar               | 600 mm  |  |       | 600 mm stainless steel lance (manual coupling) with ergonomic handle for ease of use and protection. Rotatable 360° under pressure.   | □ |
| Lance 850 mm, rotatable, ergonomic     | 5  | 4.112-006.0  | 300 bar               | 840 mm  |  |       | 850 mm stainless steel lance (manual coupling) with ergonomic handle for ease of use and protection. Rotatable 360° under pressure.   | □ |
| Lance 1550 mm, rotatable, ergonomic    | 6  | 4.112-018.0  | 300 bar               | 1550 mm |  |       | 1550 mm stainless steel lance (manual coupling) with ergonomic handle for ease of use and protection. Rotatable 360° under pressure.  | □ |
| Lance 2050 mm, rotatable, ergonomic    | 7  | 4.112-021.0  | 300 bar               | 2050 mm |  |       | 2050 mm stainless steel lance (manual coupling) with ergonomic handle for ease of use and protection. Rotatable 360° under pressure.  | □ |
| Jet pipe extension TR 1000 mm          | 8  | 4.112-048.0  | 300 bar               | 1000 mm |  |       |   | □ |
| <b>Double lance</b>                    |    |              |                       |         |  |       |   |   |
| Double lance 960 mm                    | 9  | 6.394-665.0  | 310 bar               | 960 mm  |  |       | 960 mm double lance for variable pressure adjustment on handle at full water flow rate. Suitable for agricultural use (e.g. stable cleaning).                                 | □ |
| <b>Angular spray lance</b>             |    |              |                       |         |  |       |   |   |
| WC and gutter lance                    | 10 | 4.112-029.0  |                       |         |  |       | Stainless steel lance WC and gutter with nozzle insert. Specially shaped for effective and hygienic cleaning of gutters and toilets.  | □ |
| <b>Flexible spray lance</b>            |    |              |                       |         |  |       |   |   |
| Flexible lance 1050 mm                 | 11 | 4.112-035.0  | 210 bar               | 1050 mm |  |       | 1050 mm flexible lance with variable bend from 20° to 140°, ideal for cleaning difficult to reach areas, e.g. gutters.  | □ |
| <b>Telescopic spray lance</b>          |    |              |                       |         |  |       |   |   |
| Telescopic jet pipe                    | 12 | 4.112-037.0  | 225 bar               | 5400 mm |  |       |   | □ |
| Restraint belt for telescopic jet pipe | 13 | 6.373-987.0  |                       |         |  |       | Convenient strap for relief when working with the telescopic spray lance (6.394-690). The burden is optimally distributed on the body and longer periods of use are possible. | □ |
| <b>Gutter cleaner</b>                  |    |              |                       |         |  |       |   |   |
| Gutter cleaning lance                  | 14 | 2.112-015.0  |                       |         |  |       | The lance is suited for cleaning of gutter systems. Because of the shape of the lance and the special nozzle the gutter can be cleaned without removing the cover plates.     | □ |
| <b>Undercarriage spray lance</b>       |    |              |                       |         |  |       |   |   |
| Underbody lance                        | 15 | 4.112-032.0  |                       | 700 mm  |  |       | Stainless steel lance for effective and easy underbody and wheel arch cleaning. Without high-pressure nozzle.   | □ |
| <b>Additional handle</b>               |    |              |                       |         |  |       |   |   |
|  | 16 | 4.321-380.0  |                       |         |  |       |   | □ |

■ Included in delivery. □ Available accessories. ▲ Extension hose.

ACCESSORIES FOR HDS 1000 BE  
1.811-942.0

KÄRCHER



|                                    |   | Order Number |  |  |  |  | Price | Description  |                          |
|------------------------------------|---|--------------|--|--|--|--|-------|--|--------------------------|
| Wheel mounting kit                 |   |              |  |  |  |  |       |  |                          |
| Practical kit with pneumatic tyres | 1 | 2.637-820.0  |  |  |  |  |       | Practical kit with pneumatic tyres for HDS 1000 BE and HDS 1000 DE high-pressure cleaners. For improved manoeuvrability. | <input type="checkbox"/> |
| Y distributor                      |   |              |  |  |  |  |       |  |                          |
| Y distributor                      | 2 | 4.111-024.0  |  |  |  |  |       |  | <input type="checkbox"/> |

■ Included in delivery.    □ Available accessories.    ▲ Extension hose.

# ACCESSORIES FOR HDS 1000 BE

## 1.811-942.0

**KÄRCHER**



|  |   | Order Number | Flow rate    | Nozzle size |        | Price | Description  |                          |
|--|---|--------------|--------------|-------------|--------|-------|--|--------------------------|
| <b>Hard Surface Cleaner FRV 30</b>                             |   |              |              |             |        |       |  |                          |
| Add-on kit hose attachment                                     | 1 | 2.642-528.0  |              |             |        |       |  | <input type="checkbox"/> |
| Add-on kit dirt trap   | 2 | 2.642-532.0  |              |             |        |       |  | <input type="checkbox"/> |
| <b>Hard surface cleaner FR 30 ME</b>                           |   |              |              |             |        |       |  |                          |
| FR 30 ME surface cleaner                                       | 3 | 2.111-013.0  |              |             | 300 mm |       | Hot water resistant stainless steel surface cleaner with double ceramic bearings, non-marking swivel castors and suction hose connection. Ideal for indoor cleaning, e.g. food industry.                 | <input type="checkbox"/> |
| <b>Hard Surface Cleaner FR 50</b>                              |   |              |              |             |        |       |  |                          |
| FR 50 surface cleaner  | 4 | 2.111-023.0  |              |             | 500 mm |       | Hot water resistant stainless steel surface cleaner with 500 mm working width. Ideal for large areas. With double ceramic bearings, push handle, non-marking swivel castors and detergent dosing system. | <input type="checkbox"/> |
| <b>Machine-specific nozzle kit for FR</b>                      |   |              |              |             |        |       |  |                          |
| Nozzle kit for surface cleaners (type-specific) 850 - 1100 l/h | 5 | 2.640-442.0  | 850-1100 l/h |             |        |       | Nozzle kit includes power nozzles and unions. For Kärcher surface cleaners (850 to 1100 l/h).  | <input type="checkbox"/> |
| <b>Machine-specific nozzle kits for FRV</b>                    |   |              |              |             |        |       |  |                          |
| Nozzle kit 050 for FRV 30                                      | 6 | 2.642-433.0  |              | 50          |        |       |  | <input type="checkbox"/> |
| <b>Hard surface cleaner FRV 30 Me</b>                          |   |              |              |             |        |       |  |                          |
| Suction hose FRV 30 me   | 7 | 4.441-040.0  |              |             |        |       |  | <input type="checkbox"/> |
| FRV 30 ME  | 8 | 2.111-012.0  |              |             |        |       |  | <input type="checkbox"/> |
| <b>Surface Cleaner FR 50 Me</b>                                |   |              |              |             |        |       |  |                          |
|  | 9 | 2.111-024.0  |              |             |        |       |  | <input type="checkbox"/> |

■ Included in delivery. □ Available accessories. ▲ Extension hose.



# ACCESSORIES FOR HDS 1000 BE

## 1.811-942.0

**KÄRCHER**



|   |    | Order Number |  |  |  |  |  | Price | Description  |                          |
|---|----|--------------|--|--|--|--|--|-------|--|--------------------------|
| <b>Nozzle union</b>   |    |              |  |  |  |  |  |       |  |                          |
| Protection part TR only for replacement   | 1  | 4.112-011.0  |  |  |  |  |  |       |  | <input type="checkbox"/> |
| <b>Coupling parts</b>   |    |              |  |  |  |  |  |       |  |                          |
|   | 2  | 6.987-705.0  |  |  |  |  |  |       |  | <input type="checkbox"/> |
| <b>Rotary coupling</b>  |    |              |  |  |  |  |  |       |  |                          |
| Rotary coupling   | 3  | 4.111-021.0  |  |  |  |  |  |       | Kärcher rotary coupling prevents twisting and kinking of high-pressure hoses for ease of use. Connector M 22 x 1.5 m. With grip protection.  | <input type="checkbox"/> |
| <b>Coupling</b>   |    |              |  |  |  |  |  |       |  |                          |
| Coupler -2xM22x1,5  | 4  | 4.111-037.0  |  |  |  |  |  |       | Brass double connector for connecting and extending high-pressure hoses. With rubber protection. Connector: 2x M 22 x 1.5 m.   | <input type="checkbox"/> |
| <b>Connector</b>  |    |              |  |  |  |  |  |       |  |                          |
| Nozzle connector/screw connector  | 5  | 4.111-022.0  |  |  |  |  |  |       | Nozzle connector/screw connector for connecting high-pressure nozzles and accessories to the high-pressure trigger gun (with nozzle connector). Connectors: 1x M 22 x 1.5 and 1x M 18 x 1.5. | <input type="checkbox"/> |
|   | 6  | 4.111-038.0  |  |  |  |  |  |       |  | <input type="checkbox"/> |
| <b>Adapter EASY!Lock</b>  |    |              |  |  |  |  |  |       |  |                          |
| Adapter 1 M22AG-TR22AG  | 7  | 4.111-029.0  |  |  |  |  |  |       |  | <input type="checkbox"/> |
| Adapter 2 M22IG-TR22AG  | 8  | 4.111-030.0  |  |  |  |  |  |       |  | <input type="checkbox"/> |
| Adapter 3 M22IG-TR22AG  | 9  | 4.111-031.0  |  |  |  |  |  |       |  | <input type="checkbox"/> |
| Adapter M22 - Swivel  | 10 | 4.111-032.0  |  |  |  |  |  |       | M22 x 1.5female and swivel connection. For extension of high-pressure hoses with AVS connection or for usage of the telescopic lance with a high-pressure hose with AVS connection.          | <input type="checkbox"/> |
| Adapter 5 TR22IG-M22AG  | 11 | 4.111-033.0  |  |  |  |  |  |       |  | <input type="checkbox"/> |
| Adapter 6 TR22IG-M22AG  | 12 | 4.111-034.0  |  |  |  |  |  |       |  | <input type="checkbox"/> |
| Adapter 7 M18IG-TR20AG  | 13 | 4.111-035.0  |  |  |  |  |  |       |  | <input type="checkbox"/> |
| Adapter 8 TR20IG-M18AG  | 14 | 4.111-036.0  |  |  |  |  |  |       |  | <input type="checkbox"/> |
| <b>HP detergent injector</b>  |    |              |  |  |  |  |  |       |  |                          |
| Detergent injector for independent high and low pressure (without nozzles)        | 15 | 4.637-032.0  |  |  |  |  |  |       | Detergent injector for independent high and low pressure dosage. Maximum dosage about 15%.   | <input type="checkbox"/> |
| Detergent injector for high pressure  | 16 | 4.637-033.0  |  |  |  |  |  |       | Cleaning agent dosage at high pressure 3 - 5 %   | <input type="checkbox"/> |
| <b>Machine-specific nozzle kit with order no. 3.637-170</b>                       |    |              |  |  |  |  |  |       |  |                          |
| Machine-specific nozzle kit with order no. 3.637-170.0 750-1000 l/h               | 17 | 4.769-047.0  |  |  |  |  |  |       | For HD/HDS 750 - 1000 l/h. Consists of nozzle insert + HP power nozzle + union   | <input type="checkbox"/> |
| <b>Nozzle insert with order no. 3.637-001</b>                                     |    |              |  |  |  |  |  |       |  |                          |
| Nozzle insert for Order No. 3.637-001, high-pressure for machines up to 1100 l/h. | 18 | 4.769-003.0  |  |  |  |  |  |       | Nozzle insert for detergent injector 3.637-001 for high-pressure detergent application. For high-pressure cleaners with a water flow rate up to 1100 l/h.                                    | <input type="checkbox"/> |
| Low pressure for units rated up to 1100 l/h                                       | 19 | 4.769-001.0  |  |  |  |  |  |       | For low pressure with machines up to 1.100 l/h   | <input type="checkbox"/> |

■ Included in delivery. □ Available accessories. ▲ Extension hose.

# ACCESSORIES FOR HDS 1000 BE

## 1.811-942.0

**KÄRCHER**



|   |   | Order Number | Nozzle size |  |  |  | Price | Description   |                          |
|---|---|--------------|-------------|--|--|--|-------|---|--------------------------|
| <b>Wet blasting attachment (without nozzle)</b>                     |   |              |             |  |  |  |       |   |                          |
| Wet blasting attachment with flow control (without nozzles)         | 1 | 4.115-000.0  |             |  |  |  |       | Paint, rust and scale removal made easy: Kärcher wet blasting attachment with flow control for adding blasting abrasive to the high-pressure jet.                       | <input type="checkbox"/> |
| Wet blasting attachment without flow control (nozzles not included) | 2 | 4.115-006.0  |             |  |  |  |       | Paint, rust and scale removal made easy: Kärcher wet blasting attachment with flow control for adding blasting abrasive to the high-pressure jet. Without flow control. | <input type="checkbox"/> |
| <b>Nozzle pack for wet blasting attachment</b>                      |   |              |             |  |  |  |       |   |                          |
| Nozzle pack TR wet jet set 0050                                     | 3 | 2.112-023.0  | 50          |  |  |  |       |   | <input type="checkbox"/> |
| <b>Boron carbide nozzle</b>   |   |              |             |  |  |  |       |   |                          |
| Boron carbide nozzle, for machines as of 1000 l/h                   | 4 | 6.415-084.0  | 6 mm        |  |  |  |       | In addition to nozzle packs. Very wear-resistant nozzle with boron carbide chuck for continuous-duty operation.   | <input type="checkbox"/> |

■ Included in delivery. □ Available accessories. ▲ Extension hose.

# ACCESSORIES FOR HDS 1000 BE

## 1.811-942.0

**KÄRCHER**



|  |    | Order Number | Max. working pressure | Nozzle size |       |  | Price | Description   |                          |
|--|----|--------------|-----------------------|-------------|-------|--|-------|---|--------------------------|
| <b>Pipe cleaning hose, ID 6</b>          |    |              |                       |             |       |  |       |   |                          |
| Hose assembly TR pipe cleaning DN6 max.2 | 1  | 6.110-046.0  | 250 bar               |             |       |  |       |   | <input type="checkbox"/> |
| Pipe cleaning hose, DN 6, 20 m, 220 bar  | 2  | 6.110-008.0  | 250 bar               |             |       |  |       | 20 m flexible high-pressure hose (DN 6) for cleaning pipes up to 220 bar (threaded connection for R 1/8 nozzle).  | <input type="checkbox"/> |
| Hose assembly TR pipe cleaning DN6 max.2 | 3  | 6.110-047.0  | 250 bar               |             |       |  |       |   | <input type="checkbox"/> |
| <b>Pipe cleaning nozzle</b>              |    |              |                       |             |       |  |       |   |                          |
| Drain cleaning dirt blaster D 25/060     | 4  | 6.415-945.0  |                       | 60          | 25 mm |  |       | The forward-tilted rotating pencil jet removes the most stubborn dirt. The three backwards-tilted jets ensure the necessary forward movement, as well as convenient handling. | <input type="checkbox"/> |
| Drain cleaning dirt blaster D 30/060     | 5  | 6.415-947.0  |                       | 60          | 30 mm |  |       |   | <input type="checkbox"/> |
| Drain cleaning dirt blaster D 35/060     | 6  | 6.415-949.0  |                       | 60          | 35 mm |  |       |   | <input type="checkbox"/> |
| Pipe cleaning nozzle                     | 7  | 5.763-015.0  |                       | 55          | 16 mm |  |       | 16 mm pipe cleaning nozzle with internal thread. Various jet directions for environmentally-friendly cleaning of blocked drains and pipes.                                    | <input type="checkbox"/> |
|  | 8  | 5.763-016.0  |                       | 60          | 16 mm |  |       |   | <input type="checkbox"/> |
|  | 9  | 5.763-017.0  |                       | 50          | 30 mm |  |       | 30 mm pipe cleaning nozzle with internal thread. Various jet directions for environmentally-friendly cleaning of blocked drains and pipes.                                    | <input type="checkbox"/> |
| Rotating pipe cleaning nozzle            | 10 | 6.415-428.0  |                       | 50          | 16 mm |  |       | Rotating pipe cleaning nozzle with internal thread and four rotating jets for environmentally-friendly cleaning of blocked drains and pipes.                                  | <input type="checkbox"/> |

■ Included in delivery. □ Available accessories. ▲ Extension hose.

ACCESSORIES FOR HDS 1000 BE

1.811-942.0

KÄRCHER



|  |   | Order Number | Max. working pressure | Nozzle size |  |  | Price | Description   |                          |
|--|---|--------------|-----------------------|-------------|--|--|-------|---|--------------------------|
| <b>Dirt blaster, large</b>                 |   |              |                       |             |  |  |       |   |                          |
| Dirt blaster - without changeover function | 1 | 4.114-027.0  | 300 bar               | 50          |  |  |       | The dirt blaster with rotating pencil jet offers 10 times better cleaning performance. Ceramic nozzle and bearing ring for a long service life. Further data: Max. 300 bar, 30 MPa, 85°C. | <input type="checkbox"/> |

■ Included in delivery.    □ Available accessories.    ▲ Extension hose.

# ACCESSORIES FOR HDS 1000 BE

## 1.811-942.0

**KÄRCHER**



|   |   | Order Number | Flow rate    |  |  |  | Price | Description   |                          |
|---|---|--------------|--------------|--|--|--|-------|---|--------------------------|
| <b>Cup foam lance</b>                       |   |              |              |  |  |  |       |   |                          |
| Packing complete for 6.394-968.0            | 1 | 2.112-017.0  |              |  |  |  |       |   | <input type="checkbox"/> |
| Tank 1L                                     | 2 | 6.414-954.0  |              |  |  |  |       |   | <input type="checkbox"/> |
| <b>Inno Foam Set</b>                        |   |              |              |  |  |  |       |   |                          |
| Inno foam kit with detergent injector       | 3 | 2.112-000.0  |              |  |  |  |       | High-pressure foam system with double lance (foam nozzle and high-pressure jet for rinsing). For use with mobile and stationary high-pressure and HDS pressure cleaners for cleaning or disinfection.                                   | <input type="checkbox"/> |
| Inno foam kit                               | 4 | 2.112-008.0  |              |  |  |  |       |   | <input type="checkbox"/> |
| <b>Easy Foam Set</b>                        |   |              |              |  |  |  |       |   |                          |
| Easy Foam Set with RM injector              | 5 | 2.112-010.0  |              |  |  |  |       | HP foam system for use with. HD/HDS units for cleaning and disinfecting. Foam nozzle for connection to lance and HP chemical injector with precision 0-5% metering valve. The machine specific nozzle kit has to be ordered separately. | <input type="checkbox"/> |
| Easy foam set                               | 6 | 2.112-011.0  |              |  |  |  |       |   | <input type="checkbox"/> |
| <b>Nozzle kits for Inno/Easy Foam Set</b>   |   |              |              |  |  |  |       |   |                          |
| Nozzle kit 090 Inno/Easy kit 700 - 1000 l/h | 7 | 2.111-019.0  | 700-1000 l/h |  |  |  |       | Nozzle kit contains Kärcher power nozzles and nozzle inserts. For Inno/Easy-Foam set 700-1000 l/h. For optimal foam system performance.   | <input type="checkbox"/> |
| <b>Foam nozzle mounting kit</b>             |   |              |              |  |  |  |       |   |                          |
| Foam nozzle kit                             | 8 | 2.112-013.0  |              |  |  |  |       | Foaming agent kit. The foam nozzle is ideal for use in sanitary areas and the food industry and wherever long application times are necessary.  | <input type="checkbox"/> |

■ Included in delivery. □ Available accessories. ▲ Extension hose.

# ACCESSORIES FOR HDS 1000 BE

## 1.811-942.0

**KÄRCHER**




|   |   | Order Number | Length |  |  |  |  | Price | Description  |                          |
|---|---|--------------|--------|--|--|--|--|-------|--|--------------------------|
| <b>Hose reel add-on kit</b>                 |   |              |        |  |  |  |  |       |  |                          |
| Hose reel kit for HDS 801/1050 B/D          | 1 | 2.110-005.0  | 20 m   |  |  |  |  |       | ABS hose reel for mounting on the machine. For safe and tidy stowage of high-pressure hoses (with connecting hose to machine's HP outlet). Can be rotated under pressure, with M 22 x 1.5 connection.                      | <input type="checkbox"/> |
| <b>Automatic, self-winding hose reels</b>   |   |              |        |  |  |  |  |       |  |                          |
| Add-on kit hose reel plastics               | 2 | 6.392-074.0  | 20 m   |  |  |  |  |       | Automatic hose reel for 20 m high-pressure hose. The console is made from powder-coated steel, the drum is made from plastic.  | <input type="checkbox"/> |
| Add-on kit hose reel                        | 3 | 6.392-083.0  | 20 m   |  |  |  |  |       | Automatic hose reel for 20 m high-pressure hose. The console consists of stainless steel, the drum is made from plastic.   | <input type="checkbox"/> |
| Hose reel, automatic, 20 m, painted         | 4 | 6.392-106.0  | 20 m   |  |  |  |  |       | Automatic hose reel of durable plastic. Painted steel bracket. Suitable for 20 m high-pressure hose.   | <input type="checkbox"/> |
|   | 5 | 6.392-105.0  | 20 m   |  |  |  |  |       |  | <input type="checkbox"/> |
| Hose reel, automatic, 20 m, stainless steel | 6 | 6.392-076.0  | 20 m   |  |  |  |  |       | Automatic stainless steel hose reel. With swivel holder. Suitable for 20 m high-pressure hose.   | <input type="checkbox"/> |
| ABS hose reel stainless steel               | 7 | 6.392-122.0  | 20 m   |  |  |  |  |       | High-grade, automatic steel hose reel. Especially suitable for use in the food industry. The material and finish provide for a corrosion-resistant, watertight capsuled sprong drive. Connection for HP hoses with nipple. | <input type="checkbox"/> |
| Swivel holder                               | 8 | 2.639-931.0  |        |  |  |  |  |       | Swivel holder for automatic hose reel wall mounting. For maximum action radius and flexibility of high-pressure hose. Rotatable 120°. Galvanised steel.  | <input type="checkbox"/> |
| ABS wall fastening stainless steel          | 9 | 2.641-867.0  |        |  |  |  |  |       | Swivelling wall bracket made of high-grade steel (for 2.641-866). This makes maximum flexibility and convenience possible when working with the HP hose.   | <input type="checkbox"/> |

■ Included in delivery. □ Available accessories. ▲ Extension hose.

# ACCESSORIES FOR HDS 1000 BE

## 1.811-942.0

**KÄRCHER**



|   |   | Order Number | Flow rate | Water feed temperature | Length | Length | Price | Description   |                          |
|---|---|--------------|-----------|------------------------|--------|--------|-------|---|--------------------------|
| <b>Solar cleaning - telescopic lances</b> |   |              |           |                        |        |        |       |   |                          |
| Telescopic rod complete 14m               | 1 | 4.110-002.0  |           | max. 60 °C             |        |        |       | Full carbon telescopic rod for maximum rigidity with minimal weight. With 14 m max. reach and practical quick-release couplings for easy extension and retraction.                            | <input type="checkbox"/> |
| Telescopic rod complete 10m CFK           | 2 | 4.110-007.0  |           | max. 60 °C             |        |        |       |   | <input type="checkbox"/> |
| Telescopic rod complete 10m               | 3 | 4.110-003.0  |           | max. 60 °C             |        |        |       | Telescopic rod made from a carbon/fibreglass mixture for maximum rigidity with minimum weight. With 10 m max. reach and practical quick-release couplings for easy extension and retraction.  | <input type="checkbox"/> |
| iSolar TL 7 H (without hose)              | 4 | 4.110-004.0  |           | max. 60 °C             |        |        |       | Telescopic rod made from a carbon/fibreglass mixture for maximum rigidity with minimum weight. With 7.2 m max. reach and practical quick-release couplings for easy extension and retraction. | <input type="checkbox"/> |
| Hose solar                                | 5 | 6.392-978.0  |           | max. 155 °C            |        |        |       | High-quality, flexible HP hose (with rubber covering) for the iSolar TL 7. The outer layer has especially good sliding properties when extending and retracting the telescopic rod.           | <input type="checkbox"/> |
|   | 6 | 6.392-977.0  |           | max. 155 °C            |        |        |       | High-quality, flexible HP hose (with rubber covering) for the iSolar TL 10. The outer layer has especially good sliding properties when extending and retracting the telescopic rod.          | <input type="checkbox"/> |
|   | 7 | 6.392-976.0  |           | max. 155 °C            |        |        |       | High-quality, flexible HP hose (with rubber covering) for the iSolar TL 14. The outer layer has especially good sliding properties when extending and retracting the telescopic rod.          | <input type="checkbox"/> |

■ Included in delivery. □ Available accessories. ▲ Extension hose.

ACCESSORIES FOR HDS 1000 BE  
1.811-942.0



|                                |   | Order Number | Flow rate    |  |  |  | Price | Description   |                          |
|--------------------------------|---|--------------|--------------|--|--|--|-------|---|--------------------------|
| Push-on washing brush          |   |              |              |  |  |  |       |   |                          |
| Push-on wash brush, M 18 x 1.5 | 1 | 4.113-001.0  |              |  |  |  |       | Push-on wash brush for universal use. Simply push on to lance. Connector: M 18 x 1.6. | <input type="checkbox"/> |
| Rotating washing brush         |   |              |              |  |  |  |       |   |                          |
|                                | 2 | 4.113-002.0  | 800-1300 l/h |  |  |  |       |   | <input type="checkbox"/> |
|                                | 3 | 4.113-005.0  | 800-1300 l/h |  |  |  |       |   | <input type="checkbox"/> |


■ Included in delivery.    □ Available accessories.    ▲ Extension hose.



# ACCESSORIES FOR HDS 1000 BE

## 1.811-942.0

**KÄRCHER**



|  |   | Order Number | Length | Diameter |  | Price | Description  |                          |
|--|---|--------------|--------|----------|--|-------|--|--------------------------|
| <b>Geka coupling</b>                   |   |              |        |          |  |       |  |                          |
| With hose nozzle, R 1"                 | 1 | 6.388-465.0  |        |          |  |       |  | <input type="checkbox"/> |
| Hose coupling                          | 2 | 6.388-458.0  |        |          |  |       | with female thread   | <input type="checkbox"/> |
| <b>Suction filter</b>                  |   |              |        |          |  |       |  |                          |
| Water filter                           | 3 | 6.414-956.0  |        |          |  |       |  | <input type="checkbox"/> |
| Suction filter with check valve        | 4 | 4.730-012.0  |        |          |  |       | Brass suction filter suitable for ponds, storage tanks, etc. With check valve.   | <input type="checkbox"/> |
| <b>Fine-mesh water filter</b>          |   |              |        |          |  |       |  |                          |
| Fine-mesh water filter, 100 µm, R 3/4" | 5 | 2.638-255.0  |        |          |  |       | Mounts to machine, suitable for pressure and suction mode, 90-120 µm   | <input type="checkbox"/> |
| Fine-mesh water filter with adapter    | 6 | 4.730-102.0  |        |          |  |       | Fine-mesh water filter, 125 µm, max. temperature 50°C. Protects the high-pressure cleaner from dirt particles contained in the water. Water flow rate up to 1200 l/h. Connection 3/4", with adapter, 1".               | <input type="checkbox"/> |
| Fine-mesh water filter, 100 µm, R 1"   | 7 | 2.638-270.0  |        |          |  |       | Fine-mesh water filter, 100 µm, max. temperature 60°C. Connects to high-pressure cleaner. Protects the high-pressure cleaner from dirt particles contained in the water. Water flow rate up to 1200 l/h. Connector 1". | <input type="checkbox"/> |

■ Included in delivery. □ Available accessories. ▲ Extension hose.