



Owner's Manual

Model Number 75-822

Features Include:

- 40 CB Channels
- 10 Weather Channels
- 5 Memory Channels
- Memory Scan
- Dual/Watch
- Portable and Mobile CB (2-in-1)
- HI/LOW Power
- Auto Power Save
- Instant Ch 9. and 19
- Backlit LCD

Index

Introduction.....	4
Package Includes	5
Installing the Batteries	6
Quick Start - Portable Mode	7
Quick Start - Mobile Mode	8
Controls & Indicators	9
Function and Controls	10
LCD	12
CB Specifications	13
Weather Receiver Specifications.....	14
Accessories	15
Accessories Order Form.....	16
Limited Warranty (United States And Canada).....	17
Service.....	18
Plain English Rules Citizens Band Radio Services	19






Introduction

Your 75-822 represents the state-of-the-art in high-tech engineering. It is designed for 40 Channel Citizen Band operation, in a compact package that is big on performance. It is a quality piece of electronic equipment, skillfully constructed with the finest components. The circuitry is all solid-state and mounted on a rugged printed circuit board. Your 75-822 is designed for reliable and trouble-free performance, either as a portable or mobile CB.

The 75-822 package includes the following:

1. CB Radio
2. AA Alkaline Battery Compartment
3. AA Rechargeable Battery Compartment
4. Antenna
5. Mobile Adapter
6. AC Wall Adapter/ charger
7. Lanyard
8. Owner's Manual

Package Includes

AC Wall Adapter - Used to Charge your CB Radio.	 A black AC wall adapter with a power cord and a cigarette lighter plug.
Battery Compartment – Holds 6 AA Batteries (batteries not included)	 A black rectangular battery compartment with the Midland logo on the side.
Rechargeable Battery Compartment – Holds 8 AA rechargeable batteries (batteries not included)	 A black rectangular rechargeable battery compartment with the Midland logo on the side.
Mobile Adapter- Used to for vehicular activities	 A black mobile adapter with a cigarette lighter plug and a coiled cable.
Antenna- Connects to your CB Radio	 A long, thin black antenna with a mounting bracket at one end.

Installing the Batteries

(batteries not included)

Before you start using the radio, you must first install the batteries into the battery compartment. There are two battery compartments. One is for AA use only (6AA), and the other is for **rechargeable AA batteries ONLY (8AA)!**

1. Choose the compartment you want to use.
2. Grip both sides of the compartment and place thumbs on the top.
3. Pull apart sides of compartment.
4. Insert batteries, paying special attention to polarity. If they are placed in the compartment backwards, the unit will not work.
5. Snap the two sides of the compartment back together.
6. Slide battery compartment onto unit.
7. Turn unit on and begin use.

Quick Start - Portable Mode

1. Insert the antenna into the connector.
2. Insert 6 AA batteries into the slide on battery case (batteries not included).
3. Rotate the ON/OFF knob.
4. Use the channel selector to select the desired channel.
5. Press the push to talk button and start talking.

Your CB Radio should look like the image

Note: There is an optional battery compartment for rechargeable batteries. It holds 8 batteries (batteries not included).

Note: There is also a mobile adapter that can be used inside your vehicle. See next page.



Quick Start - Mobile Mode

1. Slide the mobile adapter onto the CB Radio.
2. Plug your mobile adapter into your vehicle's cigarette lighter plug.
3. Plug in the other connector into an external antenna (see note below).
4. Rotate the ON/OFF knob.
5. Use the channel selector buttons to select the desired channel.
6. Press the push to talk button and start talking.
 - When the PTT is pressed for 180 seconds a beep will sound and the transmission will stop until the PTT is released.

Note: You may use the flexible rubber antenna with the vehicle adapter, yet the range may be limited. To order a full size rooftop Antenna, model # 18-2442, call us at 816.241.8500 or go to midlandusa.com



Controls & Indicators



1. Antenna Connector
2. CH Up/Down buttons
3. Backlight Button
4. Last Channel Recall
5. “Push To Talk”
6. Dual Function Button
7. Memory Channels
8. Squelch Control
9. On/Off Volume Knob

**Note: See pages 9-10
for details.**

Function and Controls

1. **Antenna Connector** Attach the antenna provided for portable use.
2. **Squelch Control** –Adjust the squelch until background noise disappears to receive the MAX sensitivity.
3. **ON/OFF Knob** – Used to turn your radio ON/OFF or to control volume.
4. **Channel UP/Down Button** – To change channel or change mode from CB to weather channels.
5. **Backlight Button** – Press to turn LCD backlight “On” or “Off”.
6. **Last Channel** – Press this button to recall the last channel used.
7. **Push To Talk** – Push this button and talk into speaker to communicate with other CB users.
8. **Memory “M” Buttons** - There are 5 memory buttons. Each is categorized with the letter M and a number next to it. Each button has a function.
 - M1**- Functions as memory channel 1 and emergency channel 9/19. To switch between functions, just press and release button.
 - M2**- Functions as memory channel 2 and programmable **dual watch**. Dual Watch is used to quickly switch between two channels that are far apart. To program the 2 dual watch channels, you must do the following. With the radio on:

1. Select the first channel. (i.e. Ch. 7)
2. Press and hold the DW button until you hear a beep.
3. Using the channel selector, select the second channel.
4. Press and hold the DW button until you hear it beep again.
5. On the LCD you will see the two channels that you have programmed flashing back and forth.

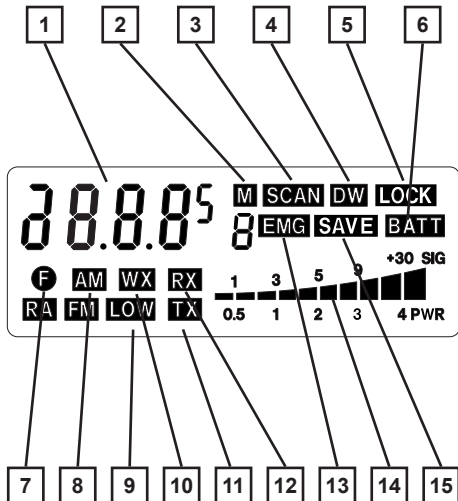
M3- Functions as memory channel 3 and scan. To start scanning other channels, press the M3 button. To stop scanning, push the M3 button again.

M4- Functions as memory channel 4 and the mode button. This button switches the radio between CB and weather radio mode.

M5- Functions as memory channel 5 and the lock button. To lock the radio just press the button until it beeps. To unlock the radio repeat the same procedure

- 9. Dual Function “F” Button** – The “F” button is used to program the memory channel for the M1-M5 buttons. To program a channel follow these steps:
1. Turn your radio on and make sure you are in CB Mode. (AM)
 2. Select the channel you want to program. (i.e. Channel 4)
 3. Press the “F” button.
 4. Press and hold one of the “M” buttons until you hear a beep. You have now programmed a channel into the memory.
 5. To program other “M” buttons repeat this process.

LCD



Indicators

1. Channel Display
2. Memory CH Selection
3. Scan Function
4. Weather Radio
5. Lock Function
6. Battery Indicator
7. Function Button "On"
8. Indicates CB Mode "On"
9. Low Power "On"
10. Dual Watch
11. Transmitting
12. Receiving
13. Emergency CH 9 "On"
14. Signal Strength Meter
15. Auto BATT Save

CB Specifications

Channels	1 through 40
Power Output	4 watts nominal
Modulation	90% +/- 5%
TX Dist	<5%
Spurious and Harmonics	<-60dbc
Receiver Sensitivity	.7 μ v for 10db s/n
Audio Output	450 mW
Selectivity	50 db

Weather Receiver Specifications

Channel	Frequency MHz
00	163.275
01	162.550
02	162.400
03	162.475
04	162.425
05	162.450
06	162.500
07	162.525
08	161.650
09	161.775

Sensitivity 0.7 μ V for 20db
Audio Power 450 mW
Audio Load 8 Ω

Accessories

Accessories can be purchased at midlandusa.com

<p>Antenna Model 18-2442</p>  <p>Price: \$19.99</p>	<p>Headset Model 22-540</p>  <p>Price: \$18.95</p>	<p>External Speaker 21-404C</p>  <p>Price: \$19.95</p>	<p>Mobile Speaker 21-406</p>  <p>Price: \$22.95</p>
--	---	---	--



LIMITED WARRANTY (United States and Canada)

Subject to the exclusions set forth below, Midland Radio Corporation will repair or replace, at its option without charge, any Midland CB Radio transceiver which fails due to a defect in material or workmanship within One Year following the initial consumer purchase. This warranty does not apply to water damage, battery leak, abuse or misuse of unauthorized accessories, unauthorized service or modification or altered products. Accessories have a 90 day warranty from date of purchase, including any chargers, mounts, and cables.

This warranty does not include the cost of labor for removal or re-installation of the product in a vehicle or other mounting.

ANY IMPLIED WARRANTIES, INCLUDING, WITHOUT LIMITATION THE IMPLIED WARRANTIES OF MERCHANTABILITY AND FITNESS FOR A PARTICULAR PURPOSE, SHALL BE LIMITED AS SET FORTH HEREIN AND TO THE DURATION OF THE LIMITED WARRANTY, OTHERWISE THE REPAIR OR REPLACEMENT AS PROVIDED UNDER THIS EXPRESS LIMITED WARRANTY IS THE EXCLUSIVE REMEDY OF THE CONSUMER AND IS PROVIDED IN LIEU OF ALL OTHER WARRANTIES, EXPRESS OR IMPLIED. IN NO EVENT SHALL MIDLAND BE LIABLE, WHETHER IN CONTRACT OR TORT (INCLUDING BUT NOT LIMITED TO NEGLIGENCE, GROSS NEGLIGENCE, BODILY INJURY, PROPERTY DAMAGE AND DEATH) FOR DAMAGES IN EXCESS OF THE PURCHASE PRICE OF THE PRODUCT OR ACCESSORY, OR FOR ANY INDIRECT, INCIDENTAL, SPECIAL OR CONSEQUENTIAL DAMAGES OF ANY KIND, OR LOSS OF REVENUE OR PROFITS, LOSS OF BUSINESS, LOSS OF INFORMATION OR DATA OR OTHER FINANCIAL LOSS ARISING OUT OF OR IN CONNECTION WITH THE ABILITY OR INABILITY TO USE THE PRODUCTS OR ACCESSORIES TO THE FULL EXTENT THESE DAMAGES MAY BE DISCLAIMED BY LAW.

For Product Purchased in the USA:

Performance of any obligation under this warranty may be obtained by returning the warranted product, prepaid freight, along with proof of purchase to:

Midland Radio Corporation
Warranty Service Department
5900 Parretta Drive
Kansas City, MO 64120

This warranty gives you specific legal rights, and you may also have other rights, which vary from state to state.

Note: The above warranty applies only to merchandise purchased in the United States of America or any of the territories or possessions thereof, or from a U.S. Military exchange.

For Product Purchased in Canada:

Performance of any obligation under this warranty may be obtained by returning the warranted product, along with proof of purchase, to your place of purchase in Canada.

This warranty gives you specified legal rights. Additional warranty rights may be provided by law in some within Canada.

SERVICE

If you have a problem which you believe requires service, please first check the FAQ section on our website, check your Owner's Manual, or call and speak with a service technician. Many problems can be remedied without returning the unit for service. If necessary, return as follows:

Pack the unit in its original box and packing. Then pack the original box in a suitable shipping carton. Caution: Improper packing may result in damage during shipment.

Include the following:

- a. Full description of any problems
- b. Daytime telephone number, name & address

For warranty service include a photocopy of the bill of sale from an authorized dealer or other proof of purchase showing the date of sale.

You do not need to return accessory items (AC/DC Adapter, Batteries, and Owner's Guide) unless they might be directly related to the problem.

Repairs not covered by warranty or units that are over ONE year old are subject to a repair fee. Please call for a quote on repair service cost at 816-241-8500. Send only cashier's check, money order, Master Card or Visa card number.

Midland Radio Corporation
5900 Parretta Drive
Kansas City, Missouri 64120
Phone: (816) 241-8500
Fax: (816) 241-5713
E-mail: mail@midlandradio.com

PLAIN ENGLISH RULES CITIZENS BAND RADIO SERVICES

Prepared by the Federal Communications Commission, Washington, DC

FEDERAL COMMUNICATIONS COMMISSIONS

(1) Want to report an interference complaint; or
(2) Want to know if the FCC has type accepted a transmitter for R/C.

(b) Write to the FCC, Wireless Telecommunications Bureau, Private Wireless Division, Washington, DC 20554, if you have questions about the R/C Rules. [48 FR 24890, June 3, 1983, as amended at 48 FR 41416, Sept. 15, 1983; 60 FR 50123, Sept. 28, 1995]

Subpart D—Citizens Band (CB)

Radio Service

SOURCE: 48 FR 24894, June 3, 1983, unless otherwise noted.

GENERAL PROVISIONS

§ 95.401 (CB Rule 1) What are the Citizens Band Radio Services?

The Citizens Band Radio Services are:

(a) The Citizens Band (CB) Radio Service—a private, two-way, shortdistance voice communications service for personal or business activities of the general public. The CB Radio Service may also be used for voice paging.

(b) The Family Radio Service (FRS)—a private, two-way, very short-distance voice communications service for facilitating family and group activities. The rules for this service are contained in subpart B of this part.

(c) The Low Power Radio Service (LPRS)—a private,

short-distance communication service providing auditory assistance to persons with disabilities, persons who require language translation, and persons in educational settings, health care assistance to the ill, law enforcement tracking services in cooperation with law enforcement, and point-to-point network control communications for Automated Marine Telecommunications System (AMTS) coast stations licensed under part 80 of this chapter. The rules for this service are listed under subpart G of this part. Two-way voice communications are prohibited. [61 FR 28769, June 6, 1996, as amended at 61 FR 46566, Sept. 4, 1996]

§ 95.402 (CB Rule 2) How do I use these rules?

(a) You must comply with these rules (See CB Rule 21 § 95.421, for the penalties for violations) when you operate a station in the CB Service from:

(1) Within or over the territorial limits of places where radio services are regulated by the FCC (see CB Rule 5, § 95.405);

(2) A board any vessel or aircraft registered in the United States; or (3) Aboard any unregistered vessel or aircraft owned or operated by a United States citizen or company.

(b) Your CB station must comply with technical rules found in subpart E of part 95.

(c) Where the rules use the word “you”, “you” means a person operating a CB station.

(d) Where the rules use the word “person,” the rules

are concerned with an individual, a corporation, a partnership, an association, a joint stock company, a trust, a state, territorial or local government unit, or other legal entity.

(e) Where the rules use the term “FCC”, that means the Federal Communications Commission.

(f) Where the rules use the term “CB station”, that means a radio station transmitting in the CB Radio Service.

§ 95.403 (CB Rule 3) Am I eligible to operate a CB station?

You are authorized to operate a CB station unless:

- (a) You are a foreign government, are representative of a foreign government, or a federal government agency; or
- (b) The FCC has issued a cease and desist order to you, and the order is still in effect.

§ 95.404 (CB Rule 4) Do I need a license?

You do not need an individual license to operate a CB station. You are authorized by this rule to operate your CB station in accordance with the rules in this subpart.

§ 95.405 (CB Rule 5) Where may I operate my CB station?

You are authorized to operate your CB station from:

- (a) Within or over any area of the world where radio services are regulated by the FCC. Those areas are within the territorial limits of:

- (1) The fifty United States.
- (2) The District of Columbia.

Caribbean Insular areas

- (3) Commonwealth of Puerto Rico.
- (4) Navassa Island.
- (5) United States Virgin Islands (50 islets and cays).

Pacific Insular areas

- (6) American Samoa (seven islands).
- (7) Baker Island.
- (8) Commonwealth of Northern Marian Islands.
- (9) Guam Island.
- (10) Howland Island.
- (11) Jarvis Island.
- (12) Johnston Island (Islets East, Johnston, North and Sand).
- (13) Kingman Reef.
- (14) Midway Island (Islets Eastern and Sand).
- (15) Palmyra Island (more than 50 islets).
- (16) Wake Island (Islets Peale, Wake and Wilkes).
- (b) Any other area of the world, except within the territorial limits of areas where radio services are regulated by—
- (1) An agency of the United States other than the FCC. (You are subject to its rules.)
- (2) Any foreign government. (You are subject to its rules.)

- (c) An aircraft or ship, with the permission of the captain, within or over any area of the world where radio services are regulated by the FCC or upon or over international waters. You must operate your CB station according to any applicable treaty to which the United States is a party.

§ 95.406 (CB Rule 6) Are there any special restrictions on the location of my CB station?

- (a) If your CB station is located on premises controlled

by the Department of Defense you may be required to comply with additional regulations imposed by the commanding officer of the installation.

(b) If your C/B station will be constructed on an environmentally sensitive site, or will be operated in such a manner as to raise environmental problems, under § 1.1307 of this chapter, you must provide an environmental assessment, as set forth in § 1.1311 of this chapter, and undergo the environmental review, § 1.1312 of this chapter, before commencement of construction.

[48 FR 24894, June 3, 1983, as amended at 55 FR 20398, May 16, 1990]

HOW TO OPERATE A CB STATION

§ 95.407 (CB Rule 7) On what channels may I operate?

(a) Your CB station may transmit only on the following channels (frequencies):

Channel	Frequency (megahertz - MHz)
1	26.965
2	26.975
3	26.985
4	27.005
5	27.015
6	27.025
7	27.035
8	27.055
9	27.065
10	27.075
11	27.085
12	27.105
13	27.115
14	27.125
15	27.135
16	27.155
17	27.165
18	27.175
19	27.185
20	27.205
21	27.215
22	27.225
23	27.255
24	27.235
25	27.245
26	27.265
27	27.275
28	27.285
29	27.295
30	27.305
31	27.315
32	27.325
33	27.335
34	27.345
35	27.355
36	27.365
37	27.375
38	27.385
39	27.395
40	27.405

See paragraph (b) of this section

- (b) Channel 9 may be used only for emergency communications or for traveler assistance.
- (c) You must, at all times and on all channels, give priority to emergency communication messages concerning the immediate safety of life or the immediate protection of property.
- (d) You may use any channel for emergency communications or for traveler assistance.
- (e) You must share each channel with other users.
- (f) The FCC will not assign any channel for the private or exclusive use of any particular CB station or group of stations.
- (g) The FCC will not assign any channel for the private or exclusive use of CB stations transmitting single side-band or AM.

§ 95.408 (CB Rule 8) How high may I put my antenna?

- (a) Antenna means the radiating system (for transmitting, receiving or both) and the structure holding it up (tower, pole or mast). It also means everything else attached to the radiating system and the structure.
- (b) If your antenna is mounted on a handheld portable unit, none of the following limitations apply.
- (c) If your antenna is installed at a fixed location, it (whether receiving, transmitting or both) must comply with either one of the following:
 - (1) The highest point must not be more than 6.10 meters (20 feet) higher than the highest point of the building or tree on which it is mounted; or
 - (2) The highest point must not be more than 18.3 meters (60 feet) above the ground.

- (d) If your CB station is located near an airport, and if you antenna structure is more than 6.1 meters (20 feet) high, you may have to obey additional restrictions. The highest point of your antenna must not exceed one meter above the airport elevation for every hundred meters of distance from the nearest point of the nearest airport runway. Differences in ground elevation between your antenna and the airport runway may complicate this formula. If your CB station is near an airport, you may contact the nearest FCC field office for a worksheet to help you figure the maximum allowable height of your antenna. Consult part 17 of the FCC's Rules for more information.

WARNING:

Installation and removal of CB station antennas near power lines is dangerous. For your safety, follow the installation directions included with your antenna.

[48 FR 24894, June 3, 1983, as amended at 48 FR 41416, Sept. 15, 1983]

§ 95.409 (CB Rule 9) What equipment may I use at my CB station?

- (a) You must use an FCC type-accepted CB transmitter at your CB station. You can identify an FCC type-accepted transmitter by the type-acceptance label placed on it by the manufacturer. You may examine a list of type-accepted equipment at any FCC Field Office or at FCC Headquarters. Use of a transmitter which is not FCC type-accepted voids your authority to operate the station.
- (b) You must not make, or have made, any internal

modification to a typeaccepted CB transmitter. (See CB Rule 25, §95.425). Any internal modification to a type-accepted CB transmitter cancels the type-acceptance, and use of such a transmitter voids your authority to operate the station.

§ 95.410 (CB Rule 10) How much power may I use?

- (a) Your CB station transmitter power output must not exceed the following values under any conditions: AM (A3)—4 watts (carrier power) SSB—12 watts (peak envelope power)
- (b) If you need more information about the power rule, see the technical rules in subpart E of part 95.
- (c) Use of a transmitter which has carrier or peak envelope power in excess of that authorized voids your authority to operate the station.

§ 95.411 (CB Rule 11) May I use power amplifiers?

- (a) You may not attach the following items (power amplifiers) to your typeaccepted CB transmitter in any way:
 - (1) External radio frequency (RF) power amplifiers (sometimes called linears or linear amplifiers); or
 - (2) Any other devices which, when used with a radio transmitter as a signal source, are capable of amplifying the signal.
- (b) There are no exceptions to this rule and use of a power amplifier voids your authority to operate the station.
- (c) The FCC will presume you have used a linear or other external RF power amplifier if—
 - (1) It is in your possession or on your premises; and
 - (2) There is other evidence that you have operated

your CB station with more power than allowed by CB Rule 10, § 95.410.

(d) Paragraph (c) of this section does not apply if you hold a license in another radio service which allows you to operate an external RF power amplifier.

§ 95.412 (CB Rule 12) What communications may be transmitted?

- (a) You may use your CB station to transmit two-way plain language communications. Two-way plain language communications are communications without codes or coded messages. Operating signals such as “ten codes” are not considered codes or coded messages. You may transmit two-way plain language communications only to other CB stations, to units of your own CB station or to authorized government stations on CB frequencies about—
 - (1) Your personal or business activities or those of members of your immediate family living in your household;
 - (2) Emergencies (*see CB Rule 18, § 95.418*)
 - (3) Traveler assistance (*see CB Rule 18, § 95.418*); or
 - (4) Civil defense activities in connection with official tests or drills conducted by, or actual emergencies announced by, the civil defense agency with authority over the area in which your station is located.
- (b) You may use your CB station to transmit a tone signal only when the signal is used to make contact or to continue communications. (Examples of circuits using these signals are tone operated squelch and selective calling circuits.) If the signal is an audible tone, it must last no longer than 15 seconds at one time. If the signal is a subaudible tone, it may be

transmitted continuously only as long as you are talking.

(c) You may use your CB station to transmit one-way communications (messages which are not intended to establish communications between two or more particular CB stations) only for emergency communications, traveler assistance, brief tests (radio checks) or voice paging.

§ 95.413 (CB Rule 13) What communications are prohibited?

(a) You must not use a CB station—

- (1) In connection with any activity which is against federal, state or local law;
- (2) To transmit obscene, indecent or profane words, language or meaning;
- (3) To interfere intentionally with the communications of another CB station;
- (4) To transmit one-way communications, except for emergency communications, traveler assistance, brief tests (radio checks), or voice paging;
- (5) To advertise or solicit the sale of any goods or services;
- (6) To transmit music, whistling, sound effects or any material to amuse or entertain;
- (7) To transmit any sound effect solely to attract attention;
- (8) To transmit the word “MAYDAY” or any other international distress signal, except when your station is located in a ship, aircraft or other vehicle which is threatened by grave and imminent danger and you are requesting immediate assistance;
- (9) To communicate with, or attempt to communicate

with, any CB station more than 250 kilometers (155.3 miles) away;

(10) To advertise a political candidate or political campaign; (you may use your CB radio for the business or organizational aspects of a campaign, if you follow all other applicable rules);

(11) To communicate with stations in other countries, except General Radio Service stations in Canada; or

(12) To transmit a false or deceptive communication.

(b) You must not use a CB station to transmit communications for live or delayed rebroadcast on a radio or television broadcast station. You may use your CB station to gather news items or to prepare programs.

§95.414 (CB Rule 14) May I be paid to use my CB station?

(a) You may not accept direct or in-direct payment for transmitting with a CB station.

(b) You may use a CB station to help you provide a service, and be paid for that service, as long as you are paid only for the service and not for the actual use of the CB station.

§ 95.415 (CB Rule 15) Who is responsible for communications I make?

You are responsible for all communications which are made by you from a CB station.

§ 95.416 (CB Rule 16) Do I have to limit the length of my communications?

(a) You must limit your CB communications to the minimum practical time.

(b) If you are communicating with another CB station or stations, you, and the stations communicating with you, must limit each of your conversations to no more than five continuous minutes.

(c) At the end of your conversation, you, and the stations communicating with you, must not transmit again for at least one minute.

§ 95.417 (CB Rule 17) Do I identify my CB communications?

(a) You need not identify your CB communications.

(b) You are encouraged to identify your CB communications by any of the following means:

- (1) Previously assigned CB call sign;
- (2) K prefix followed by operator initials and residence zip code;
- (3) Name; or
- (4) Organizational description including name and any applicable operator unit number.]

(c) [You are encouraged to use your “handle” only in conjunction with the methods of identification listed in paragraph (b) of this section.]

§ 95.418 (CB Rule 18) How do I use my CB station in an emergency or to assist a traveler?

(a) You must at all times and on all channels, give priority to emergency communications.

(b) When you are directly participating in emergency communications, you do not have to comply with the rule about length of transmissions (*CB Rule 16, § 95.416*). You must obey all other rules.

(c) You may use your CB station for communications necessary to assist a traveler to reach a destination

or to receive necessary services. When you are using your CB station to assist a traveler, you do not have to obey the rule about length of transmissions (*CB Rule 16, § 95.416*). You must obey all other rules.

(d) You may use your CB station to transmit one-way communications concerning highway conditions to assist travelers.

[48 FR 24894, June 3, 1983, as amended at 57 FR 22442, May 28, 1992]

§ 95.419 (CB Rule 19) May I operate my CB station transmitter by remote control?

(a) You may not operate a CB station transmitter by radio remote control.

(b) You may operate a CB transmitter by wire line remote control if you obtain specific approval in writing from the FCC. To obtain FCC approval, you must show why you need to operate your station by wire line remote control. Send your request and justification to *FCC, 1270 Fairfield Road, Gettysburg, PA 17325–7245*. If you receive FCC approval, you must keep the approval as part of your station records. (See *CB Rule 27, §95.427*.)

(c) Remote control means operation of a CB transmitter from any place other than the location of the CB transmitter. Direct mechanical control or direct electrical control by wire from some point on the same premises, craft or vehicle as the CB transmitter is not considered remote control.

[48 FR 24894, June 3, 1983, as amended at 57 FR 40343, Sept. 3, 1992]

§ 95.420 (CB Rule 20) May I connect my CB station transmitter to a telephone?

(a) You may connect your CB station transmitter to a telephone if you comply with all of the following:

(1) You or someone else must be present at your CB station and must—

- (i) Manually make the connection (the connection must not be made by remote control);
- (ii) Supervise the operation of the transmitter during the connection;
- (iii) Listen to each communication during the connection; and
- (iv) Stop all communications if there are operations in violation of these rules.

(2) Each communication during the telephone connection must comply with all of these rules.

(3) You must obey any restriction that the telephone company places on the connection of a CB transmitter to a telephone.

(b) The CB transmitter you connect to a telephone must not be shared with any other CB station.

(c) If you connect your CB transmitter to a telephone, you must use a phone patch device with has been registered with the

FCC. OTHER THINGS YOU NEED TO KNOW

§ 95.421 (CB Rule 21) What are the penalties for violating these rules?

(a) If the FCC finds that you have willfully or repeatedly violated the Communications Act or the FCC Rules, you may have to pay as much as \$10,000 for each

violation, up to a total of \$75,000. (See section 503(b) of the Communications Act.)

(b) If the FCC finds that you have violated any section of the Communications Act or the FCC Rules, you may be ordered to stop whatever action caused the violation. (See section 312(b) of the Communications Act.)

(c) If a Federal court finds that you have willfully and knowingly violated any FCC Rule, you may be fined up to \$500 for each day you committed the violation. (See section 502 of the Communications Act.)

(d) If a Federal court finds that you have willfully and knowingly violated any provision of the Communications Act, you may be fined up to \$10,000 or you may be imprisoned for one year, or both. (See section 501 of the Communications Act.)

[48 FR 24894, June 3, 1983, as amended at 57 FR 40343, Sept. 3, 1992]

§ 95.422 (CB Rule 22) How do I answer correspondence from the FCC?

(a) If it appears to the FCC that you have violated the Communications Act or these rules, the FCC may send you a discrepancy notice.

(b) Within the time period stated in the notice, you must answer with:

(1) A complete written statement about the apparent discrepancy;

(2) A complete written statement about any action you have taken to correct the apparent violation and to prevent it from happening again; and

(3) The name of the person operating at the time of the

apparent violation.

- (c) If the FCC sends you a letter asking you questions about your CB radio station or its operation, you must answer each of the questions with a complete written statement within the time period stated in the letter.
- (d) You must not shorten your answer by references to other communications or notices.
- (e) You must send your answer to the FCC office which sent you the notice.
- (f) You must keep a copy of your answer in your station records. (See *CB Rule 27, § 95.427.*)

§ 95.423 (CB Rule 23) What must I do if the FCC tells me that my CB station is causing interference?

- (a) If the FCC tells you that your CB station is causing interference for technical reasons you must follow all instructions in the official FCC notice. (This notice may require you to have technical adjustments made to your equipment.)
- (b) You must comply with any restricted hours of CB station operation which may be included in the official notice.

§ 95.424 (CB Rule 24) How do I have my CB station transmitter serviced?

- (a) You may adjust an antenna to your CB transmitter and you may make radio checks. (A radio check means a one way transmission for a short time in order to test the transmitter.)
- (b) You are responsible for the proper operation of the station at all times and are expected to provide for observations, servicing and maintenance as often as may be necessary to ensure proper operation. You

must have all internal repairs or internal adjustments to your CB transmitter made in accordance with the Technical Regulations (*see subpart E*). The internal repairs or internal adjustments should be performed by or under the immediate supervision and responsibility of a person certified as technically qualified to perform transmitter maintenance and repair duties in the private land mobile services and fixed services by an organization or committee representative of users in those services.

- (c) Except as provided in paragraph (d) of this section, each internal repair and each internal adjustment of a CB transmitter in which signals are transmitted must be made using a non-radiating (“dummy”) antenna.
- (d) Brief test signals (signals not longer than one minute during any five minute period) using a radiating antenna may be transmitted in order to:
 - (1) Adjust an antenna to a transmitter;
 - (2) Detect or measure radiation of energy other than the intended signal; or
 - (3) Tune a receiver to your CB transmitter. (*Secs. 4(i) and 303(r), Communications Act of 1934, as amended, 47 U.S.C. 154(i) and 303(r), and sec. 553 of the Administrative Procedures Act, 5 U.S.C. 553*)

[48 FR 24894, June 3, 1983, as amended at 49 FR 20673, May 16, 1984]

§ 95.425 (CB Rule 25) May I make any changes to my CB station transmitter?

- (a) You must not make or have anyone else make any internal modification to your CB transmitter.
- (b) Internal modification does not include:

- (1) Repair or servicing of a CB station transmitter (see *CB Rule 24, § 95.424*); or
- (2) Changing plug-in modules which were type accepted as part of your CB transmitter.
- (c) You must not operate a CB transmitter which has been modified by anyone in any way, including modification to operate on unauthorized frequencies or with illegal power. (See *CB Rules 9 and 11, §§ 95.409 and 95.411.*)

§ 95.426 (CB Rule 26) Do I have to make my CB station available for inspection?

- (a) If an authorized FCC representative requests to inspect your CB station, you must make your CB station and records available for inspection.
- (b) A CB station includes all of the radio equipment you use.

§ 95.427 (CB Rule 27) What are my station records?

Your station records include the following documents, as applicable.

- (a) A copy of each response to an FCC violation notice or an FCC letter. (See *CB Rule 22, § 95.422.*)
- (b) Each written permission received from the FCC. (See *CB Rule 19, § 95.419.*)

§ 95.428 (CB Rule 28) How do I contact the FCC?

- (a) Write to your nearest FCC Field Office if you:
 - (1) Want to report an interference complaint; or
 - (2) Want to know if the FCC has typeaccepted a transmitter for CB.
- (b) Write to the FCC, Wireless Telecommunications

Bureau, Private Wireless Division, Washington, DC 20554, if you have questions about the RC Rules. [48 FR 24894, June 3, 1983, as amended at 48 FR 41416, Sept. 15, 1983; 60 FR 50123, Sept. 28, 1995]

MIDLAND

X-TALKER



LXT / GXT



We'd love to hear from you! Let us know what you think of your new Midland product on



**or by visiting us at
midlandusa.com**

**MIDLAND RADIO CORPORATION
5900 Parretta Drive
Kansas City, MO 64120
Call 816.241.8500**

Note: Features & Specifications are subject to change without notice. MIDLAND is not responsible for unintentional errors or omissions on its packaging.