


# ART 380

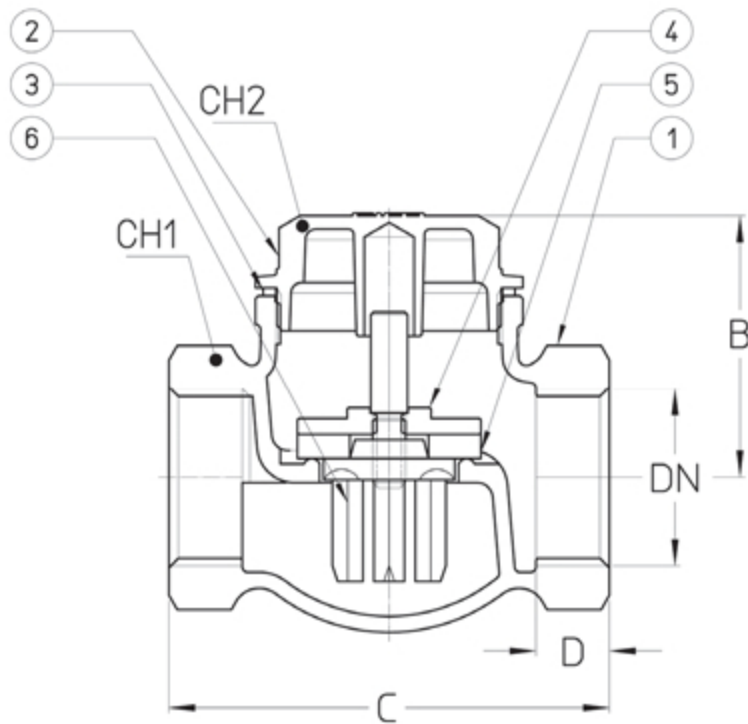
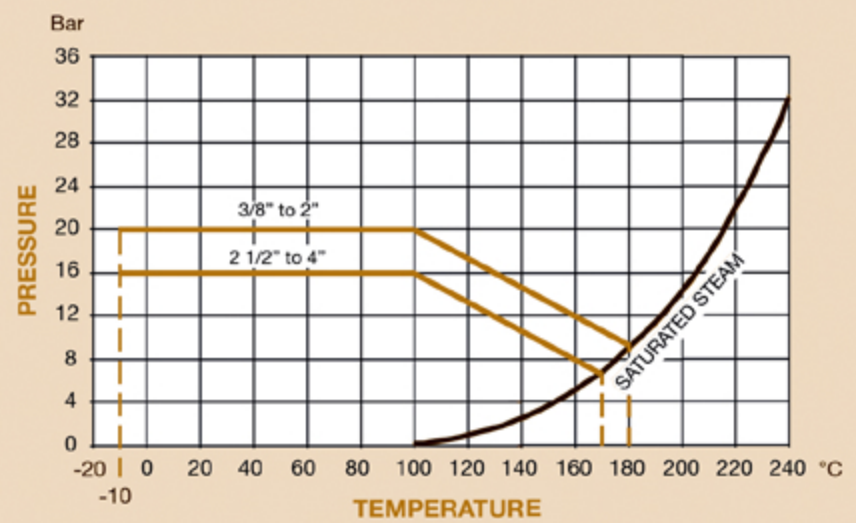
## Bronze Lift Check Valve



### Features

- Screwed BSP Parallel (ISO 228/1)
- Bronze Body
- PTFE Disc
- BS5154 (BS EN12288)

### PRESSURE / TEMPERATURE



### Technical Data

Max Pressure	20 Bar (3/8 - 2") 16 Bar (2 1/2 - 4")
Working Temperature	-10°C to +180°C (3/8 - 2") -10°C to +170°C (2 1/2 - 4")

DN	3/8"	1/2"	3/4"	1"	1 1/4"	1 1/2"	2"	2 1/2"	3"	4"
B	32.5	35.5	40	49	55.5	60.5	71.5	73.5	88	110
C	58	60	70	84	92	107	126	135	148	190
D	11	12	12	14	17	18	19	23	22	23
CH1	25	29	35	44	52	59	72	88	100	129
CH2	22	22	28	37	40	48	55	65	75	85
Kgs	0.24	0.28	0.45	0.78	0.99	1.50	2.55	3.46	4.35	8.85

N.	Part Name	Materials
1	Body	Bronze
2	Bonnet	Brass
3	Body Packing	NA 1100
4	Disc Holder	Brass
5	Disc	PTFE
6	Guide	Brass