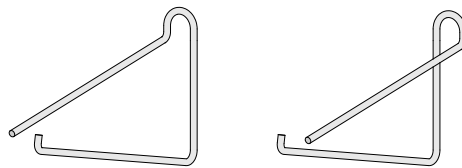


we do wood

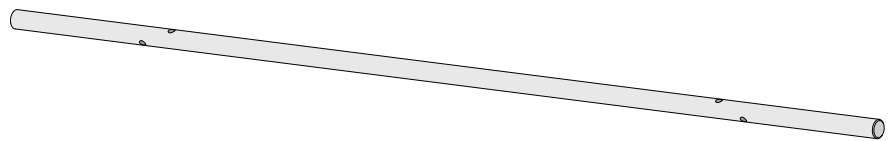
Assembly instructions

Shoe Rack

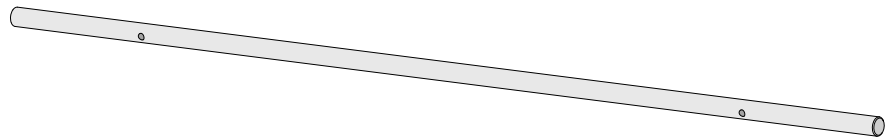
2x Hangers



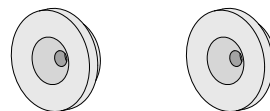
1x Front bar



1x Middle bar



2x Mountings



2x Screws



Assembly Video

Scan the QR code or visit Wedowood.dk/product/shoe-rack to view detailed assembly video by designer Sebastian Peter Jørgensen.

