

In Common With

Disc Surface Mount
Technical Specifications





Disc Surface Mount, Small

Technical Specifications

Materials	Steel or brass, glass
Product weight	2.5 lbs
Lead time	12 weeks
Bulbs included (1)	GU24 / 120 V / 5.0 W / 550 lm 2700 K / dimmable
Dimmer	TRIAC
Max wattage	10 W
Certifications	UL listed, damp-rated

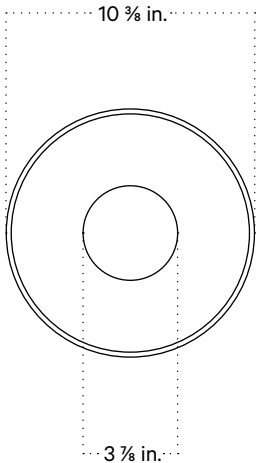


Notes

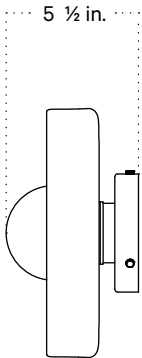
1. This fixture can be installed on a wall or ceiling.
2. This fixture has handmade elements and may exhibit variability within the same piece. These variations are inherent in the production process and are not to be considered as defects. We do our best to maintain a consistent product while honoring handmade craftsmanship.
3. Dimensions may vary within one inch.

Updated January 3, 2024

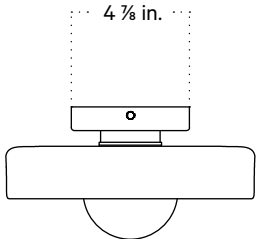
Front View



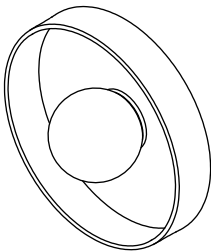
Side View



Front View: Ceiling Installation



Isometric View





Disc Surface Mount, Small, Plug- in

Technical Specifications

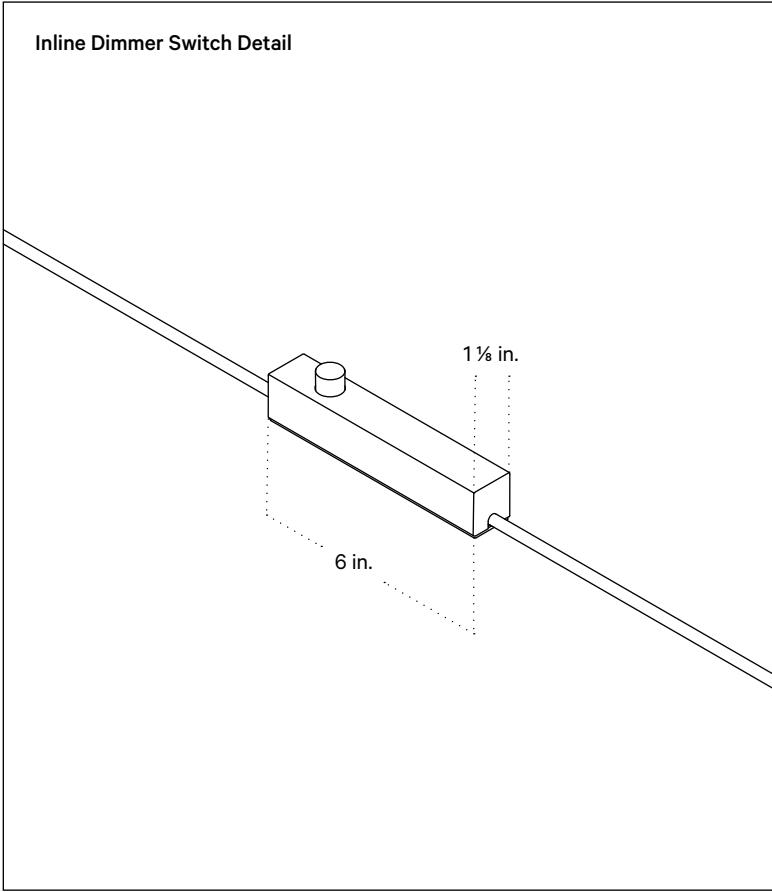
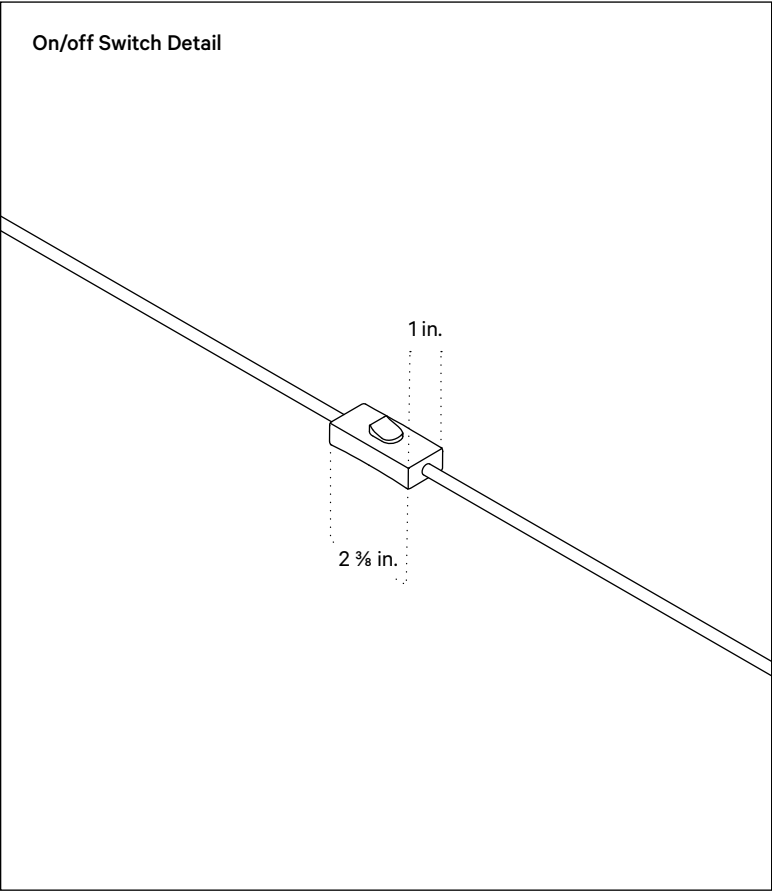
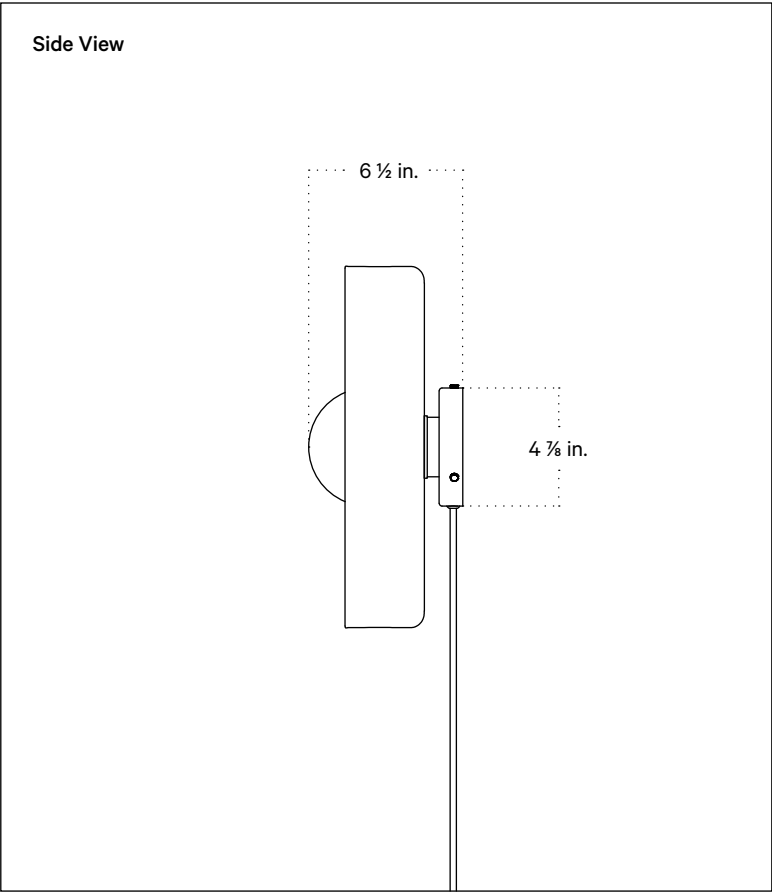
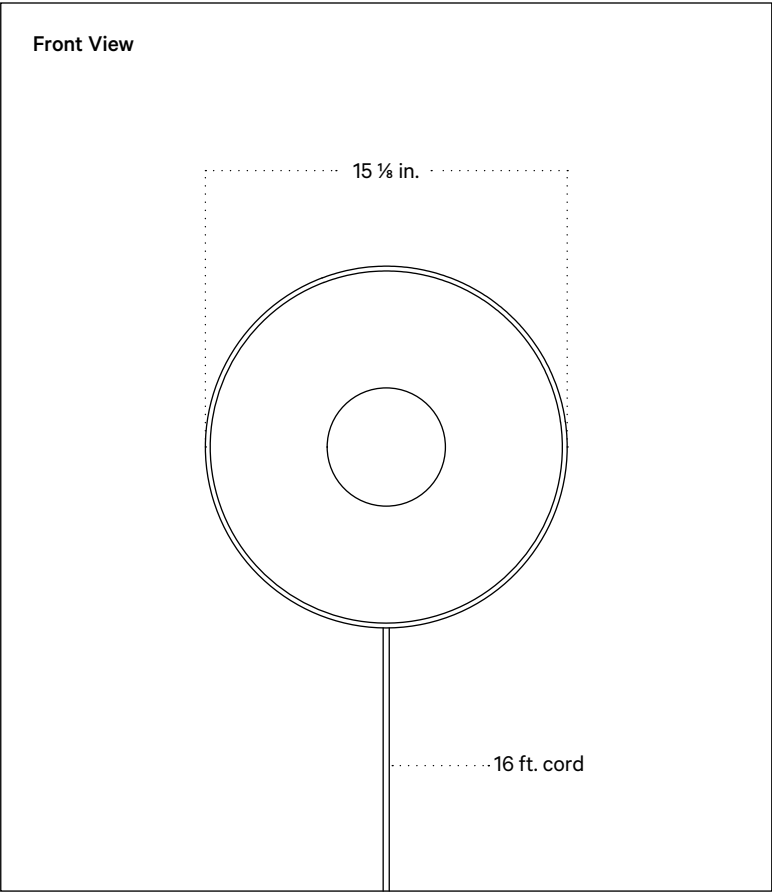
Materials	Steel or brass, glass
Product weight	3 lbs
Lead time	12 weeks
Bulbs included (1)	GU24 / 120 V / 5.0 W / 550 lm 2700 K / dimmable
Dimmer	TRIAC
Cord length	16 feet
Max wattage	10 W
Certifications	UL listed



Notes

1. This fixture can be ordered with an on/off switch or an inline dimmer; see additional details below.
2. Fixtures ordered with painted metal hardware and an on/off switch come with a 16-foot black fabric cord. The on/off switch is located 8 feet from the plug.
3. Fixtures ordered with painted metal hardware and an inline dimmer have a 16-foot black nylon cord. The dimmer switch is our black painted metal finish and is located 8 feet from the plug.
4. Fixtures ordered with brass hardware and an on/off switch come with a 16-foot chocolate brown fabric cord. The on/off switch is located 8 feet from the plug.
5. Fixtures ordered in brass hardware and an inline dimmer have a 16-foot chocolate brown fabric cord. The dimmer switch is our black painted metal finish and is located 8 feet from the plug.
6. Custom cord color can be specified for an additional cost; please inquire.
7. This fixture has handmade elements and may exhibit variability within the same piece. These variations are inherent in the production process and are not to be considered as defects. We do our best to maintain a consistent product while honoring handmade craftsmanship.
8. Dimensions may vary within one inch.

Updated January 3, 2024





Disc Surface Mount, Medium

Technical Specifications

Materials	Steel or brass, glass
Product weight	7.75 lbs
Lead time	12 weeks
Bulbs included (1)	GU24 / 120 V / 5.0 W / 550 lm 2700 K / dimmable
Dimmer	TRIAC
Max wattage	10 W
Certifications	UL listed, damp-rated

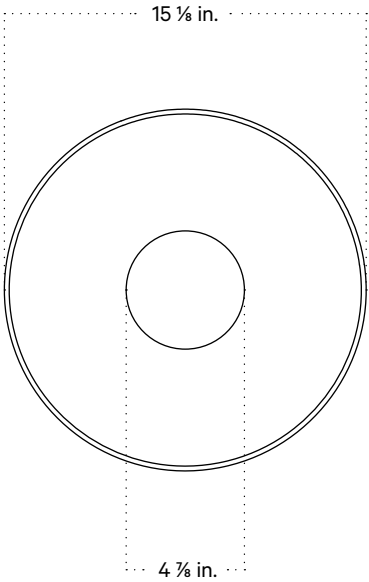


Notes

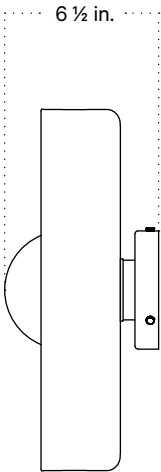
1. This fixture can be installed on a wall or ceiling.
2. This fixture has handmade elements and may exhibit variability within the same piece. These variations are inherent in the production process and are not to be considered as defects. We do our best to maintain a consistent product while honoring handmade craftsmanship.
3. Dimensions may vary within one inch.

Updated January 3, 2024

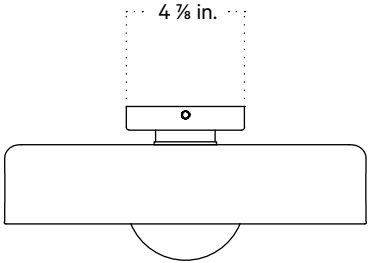
Front View



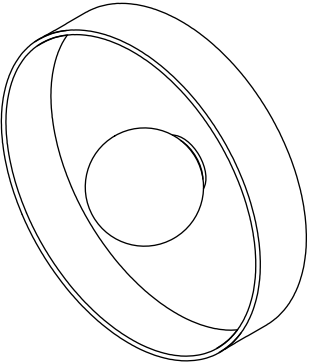
Side View



Front View: Ceiling Installation



Isometric View





Disc Surface Mount, Medium, Plug- in

Technical Specifications

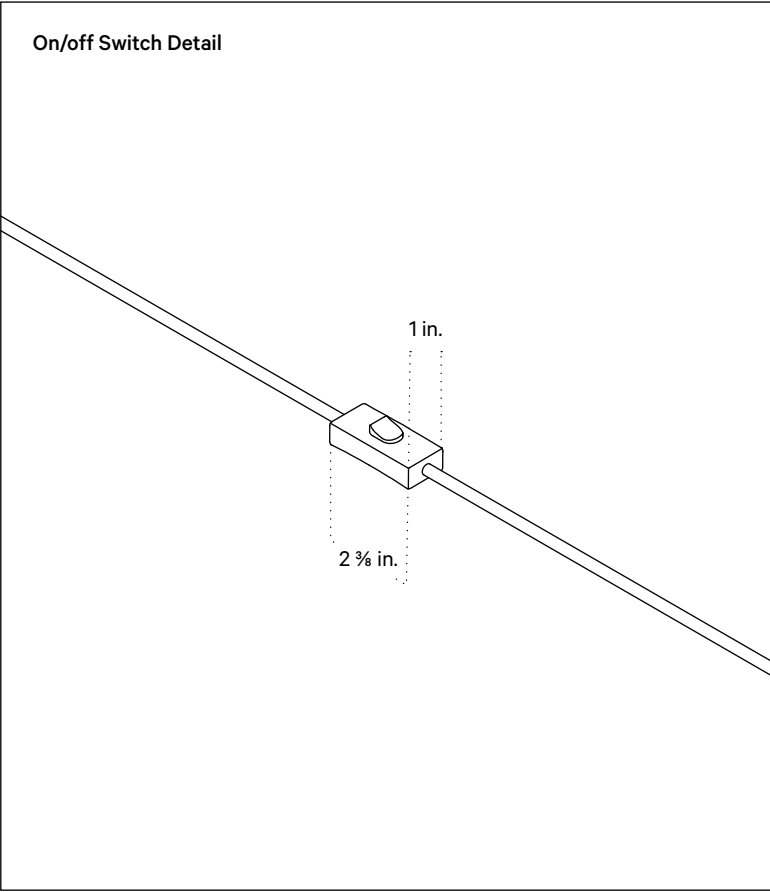
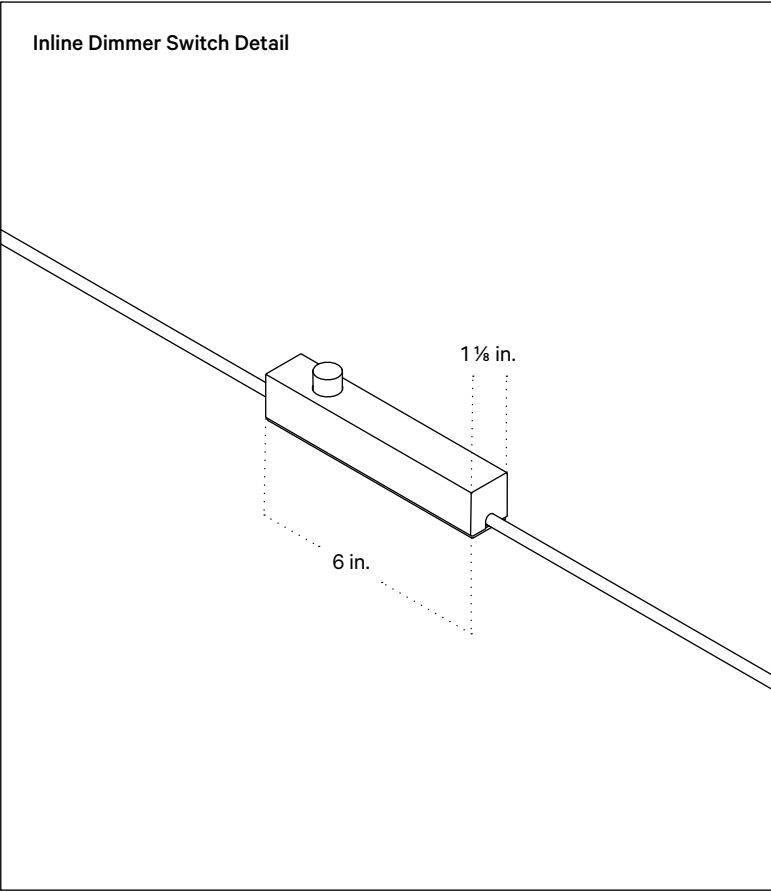
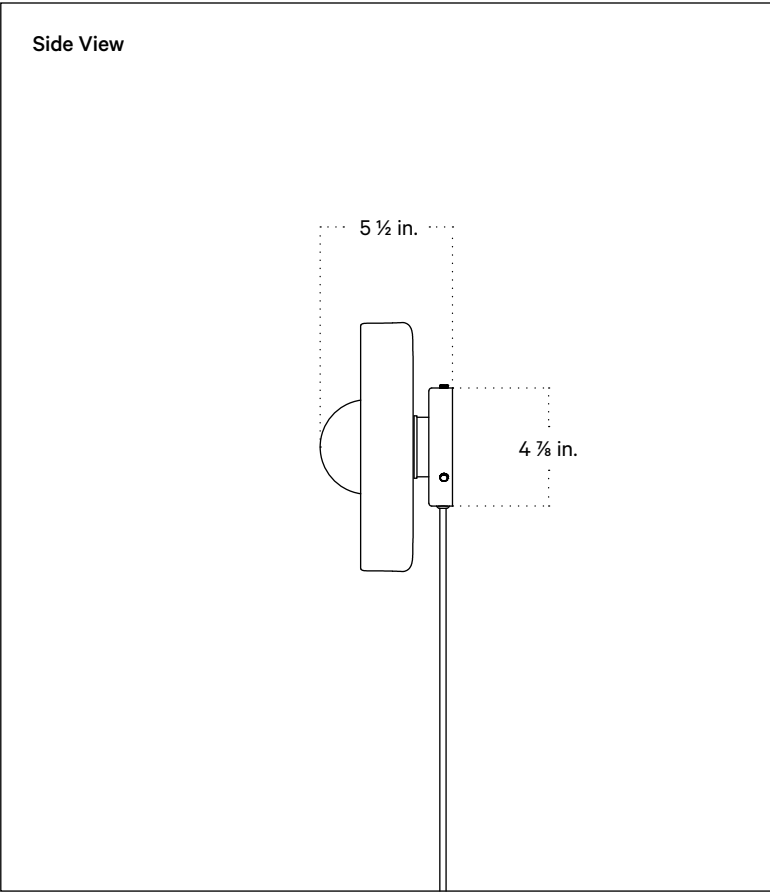
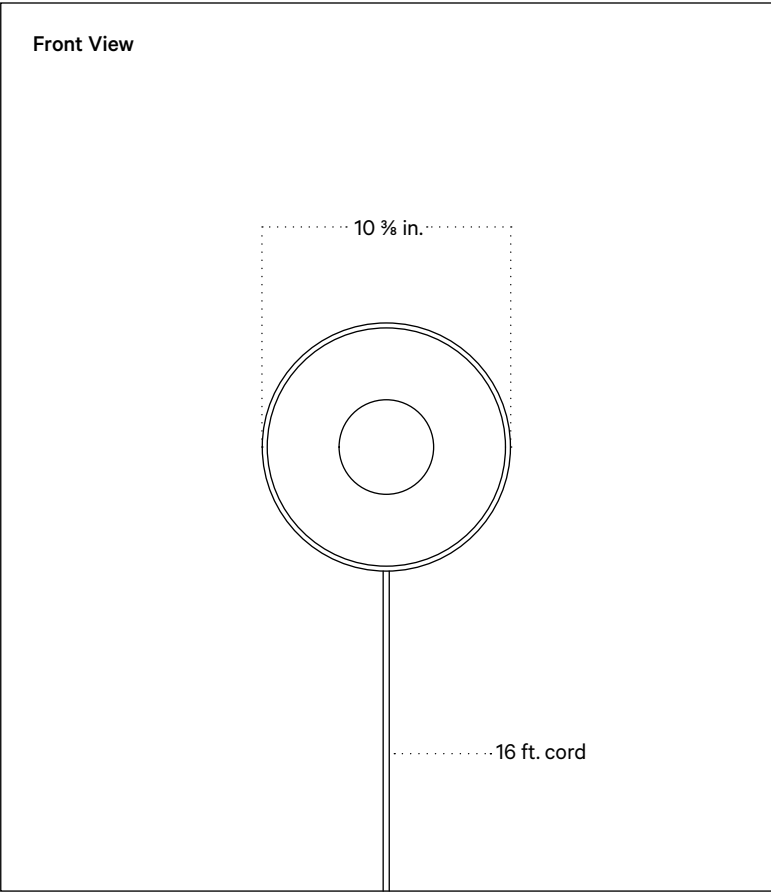
Materials	Steel or brass, glass
Product weight	8.25 lbs
Lead time	12 weeks
Bulbs included (1)	GU24 / 120 V / 5.0 W / 550 lm 2700 K / dimmable
Dimmer	Optional in-line dimmer switch
Cord length	16 feet
Max wattage	10 W
Certifications	UL listed



Notes

1. This fixture can be ordered with an on/off switch or an inline dimmer; see additional details below.
2. Fixtures ordered with painted metal hardware and an on/off switch come with a 16-foot black fabric cord. The on/off switch is located 8 feet from the plug.
3. Fixtures ordered with painted metal hardware and an inline dimmer have a 16-foot black nylon cord. The dimmer switch is our black painted metal finish and is located 8 feet from the plug.
4. Fixtures ordered with brass hardware and an on/off switch come with a 16-foot chocolate brown fabric cord. The on/off switch is located 8 feet from the plug.
5. Fixtures ordered in brass hardware and an inline dimmer have a 16-foot chocolate brown fabric cord. The dimmer switch is our black painted metal finish and is located 8 feet from the plug.
6. Custom cord color can be specified for an additional cost; please inquire.
7. This fixture has handmade elements and may exhibit variability within the same piece. These variations are inherent in the production process and are not to be considered as defects. We do our best to maintain a consistent product while honoring handmade craftsmanship.
8. Dimensions may vary within one inch.

Updated January 3, 2024





Disc Surface Mount, Small, Outdoor Rated

Technical Specifications


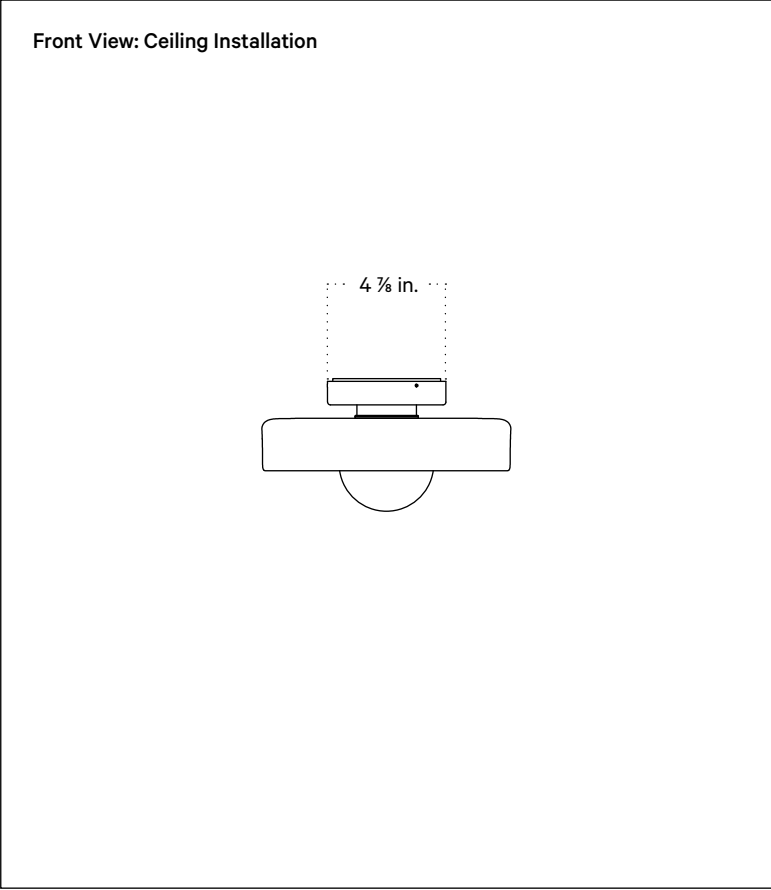
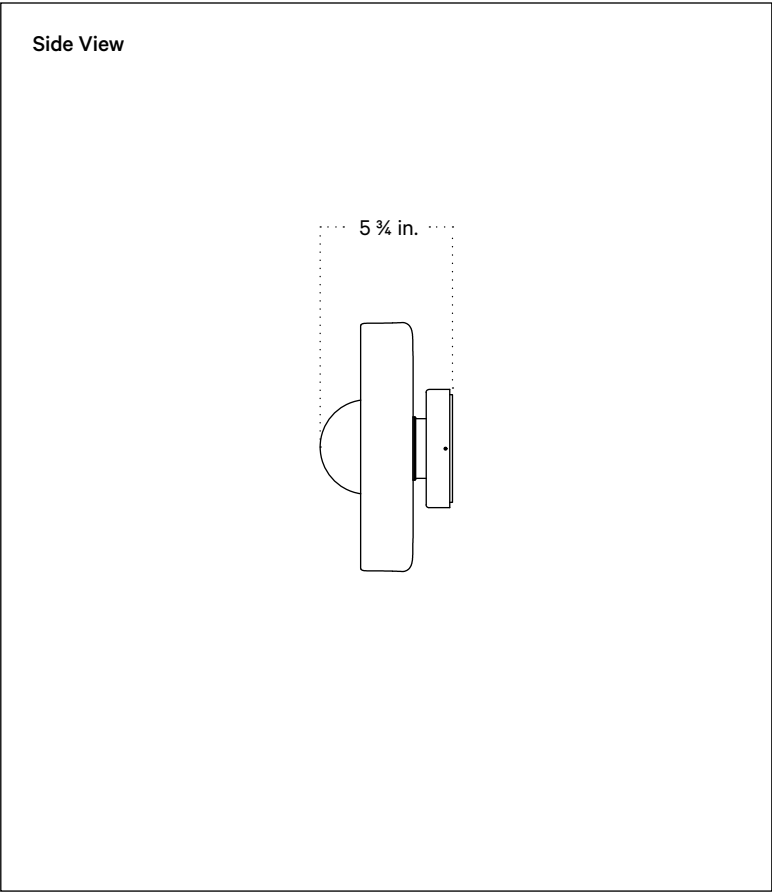
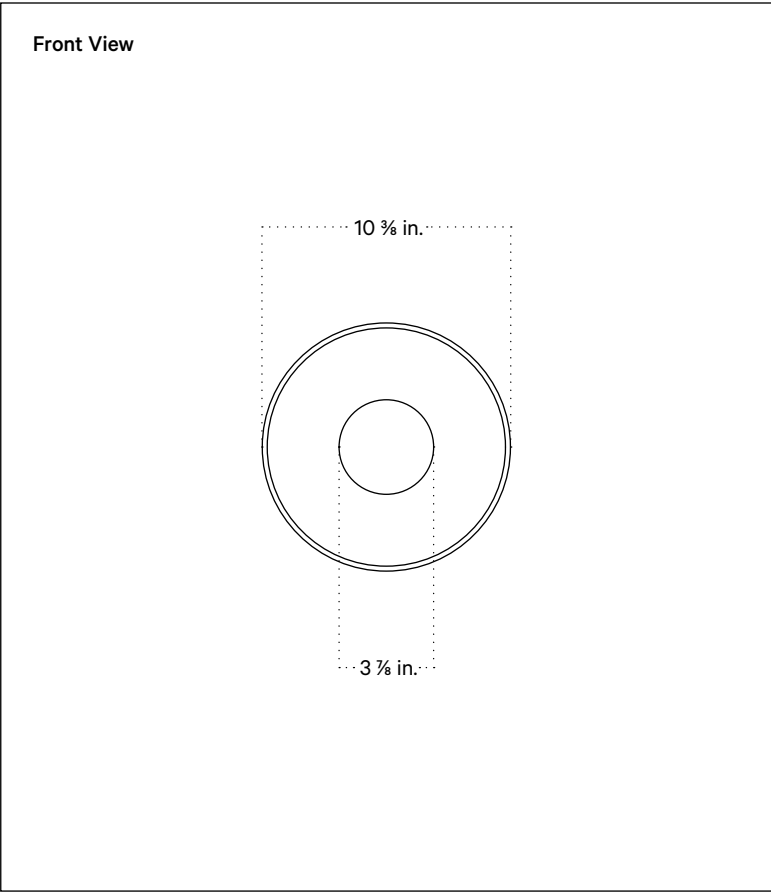
Materials	Steel or brass, glass
Product weight	2.5 lbs
Lead time	12 weeks
Bulbs included (1)	GU24 / 120 V / 5.0 W / 550 lm 2700 K / dimmable
Dimmer	TRIAC
Max wattage	10 W
Certifications	UL listed, wet-rated




Notes

1. This fixture can be installed on a wall or ceiling.
2. This fixture has handmade elements and may exhibit variability within the same piece. These variations are inherent in the production process and are not to be considered as defects. We do our best to maintain a consistent product while honoring handmade craftsmanship.
3. Dimensions may vary within one inch.

Updated January 3, 2024



Hand-blown Glass



Painted Metal



Brass

