


Fuzzikiñs®


Dress-up

MEGA PACK



1. Colour in the Fuzzikins and allow to dry between colours to avoid smudging.

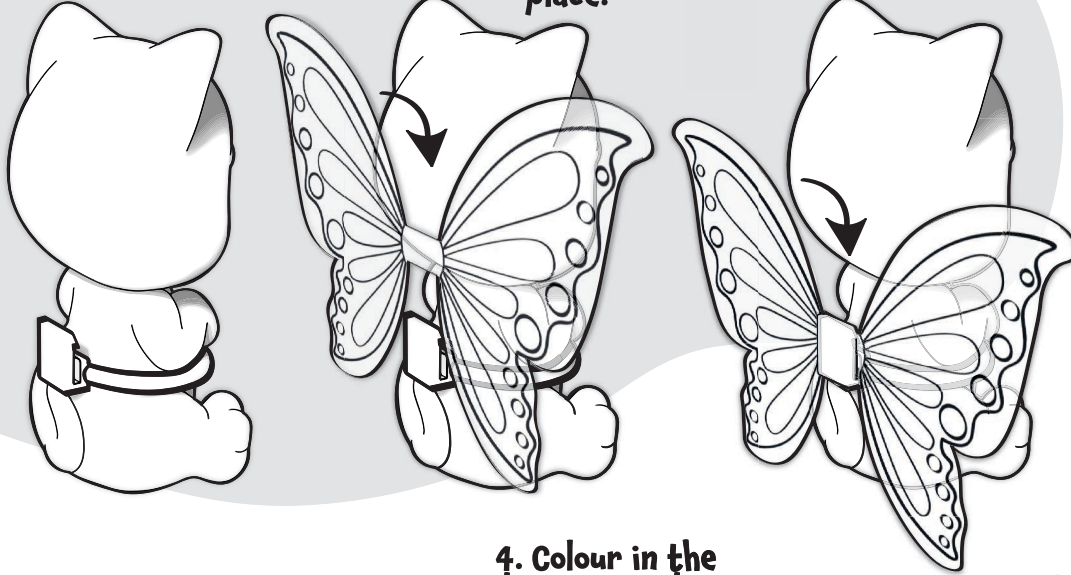
2. Colour in the accessories and dress the Fuzzikins up however you like, the possibilities are endless!



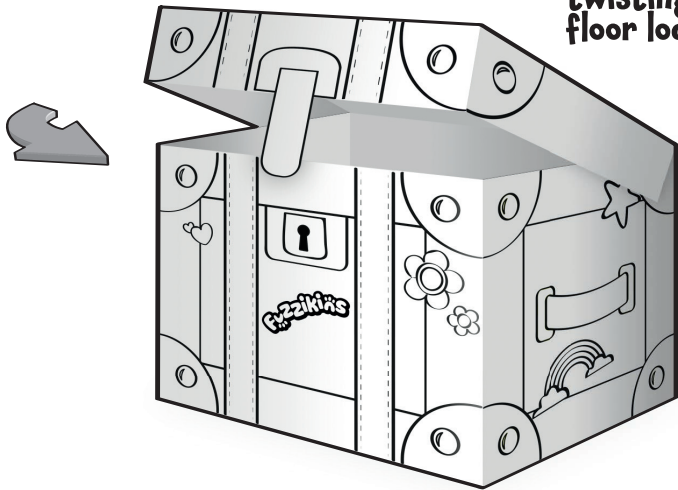
3. To wear the wings:

Position the connector on the Fuzzikin first.

Push the wings into the slot to clip in place.




4. Colour in the dressing up box and assemble by twisting until the floor locks.



Store all of the dress up accessories in the box when the Fuzzikins aren't wearing them!

5. Once you've shown off your creations, wash your Fuzzikins and their accessories and start again!



Please Note:
Contents may vary from those featured on this Box.
The Fuzzikins trademark is registered in the UK to PlayMonster UK Ltd
Designed and manufactured by:
PlayMonster UK Ltd.
Artisan, Hillbottom Road,
High Wycombe, HP12 4HJ
Please retain our address for future reference.
Copyright ©2021 PlayMonster UK Ltd.

PlayMonster



Made in China.
Product Code FF401C v.1.0



WARNING!

For Ages 3 years+



Not suitable for children under 36 months due to small parts that may represent a choking hazard.



The felt-tip pens in this set are washable, but they may stain certain surfaces, carpets, or fabrics.



Read the instructions before use, follow them and keep them for reference.

Washing your Fuzzikins.

To remove the ink from your Fuzzikins, rinse gently with luke-warm water (a running tap is best), then dry by patting with kitchen paper and allowing to dry fully before recolouring. Do not rub the surface, or machine wash as this may damage the flocking.