

Sunburst Coasters

Designed by Two of Wands

Pattern No. M22080


Yarn: Lion Brand®
Color Theory®

Level 3 Intermediate



SUNBURST COASTERS

● ● ● ○



TWO
OF
WANDS



MATERIALS

- 1 skein each Lion Brand Color Theory in Canyon (619-132AG), Himalayan Salt (619-184X), Dijon (619-170AE), Tourmaline (619-178S), and Stonewash (619-109W)
(worsted, weight 4; 246yds/225m per skein – each coaster requires approx. 20yds/18m)
- Size US H/8 (5mm) crochet hook
- Removable stitch marker (optional)
- Tapestry needle

GAUGE

16 sts = 4"/10cm in double crochet

FINISHED DIMENSIONS

A Diameter: 4"/10cm

B Circumference: 12.5"/32cm

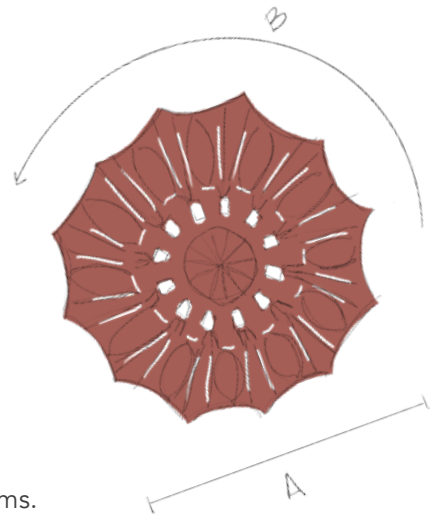
ABBREVIATIONS

All Two of Wands patterns are written in standard US terms.

Ch	Chain
Ch sp	Chain space
Dc	Double crochet
3dccl	3 Double crochet cluster
Rep	Repeat
Sc	Single crochet
Sl st	Slip stitch
St(s)	Stitch(es)
Tr	Treble crochet

STITCH EXPLANATION

3 Double crochet cluster (3dccl) - Yarn over, insert hook into stitch, *yarn over, pull up a loop, yarn over, draw through 2 loops* (2 loops on hook), yarn over, insert hook into same stitch, repeat from * to * (3 loops on hook), yarn over, insert hook into same stitch, repeat from * to * (4 loops on hook), yarn over, draw through all 4 loops on hook.



NOTES

Coasters are worked in joined rounds. Use a stitch marker to keep track of the start of each round (optional). When working a 3dccl at the beginning of a round, the ch 2 counts as the first of the 3 dc. Chart is provided.

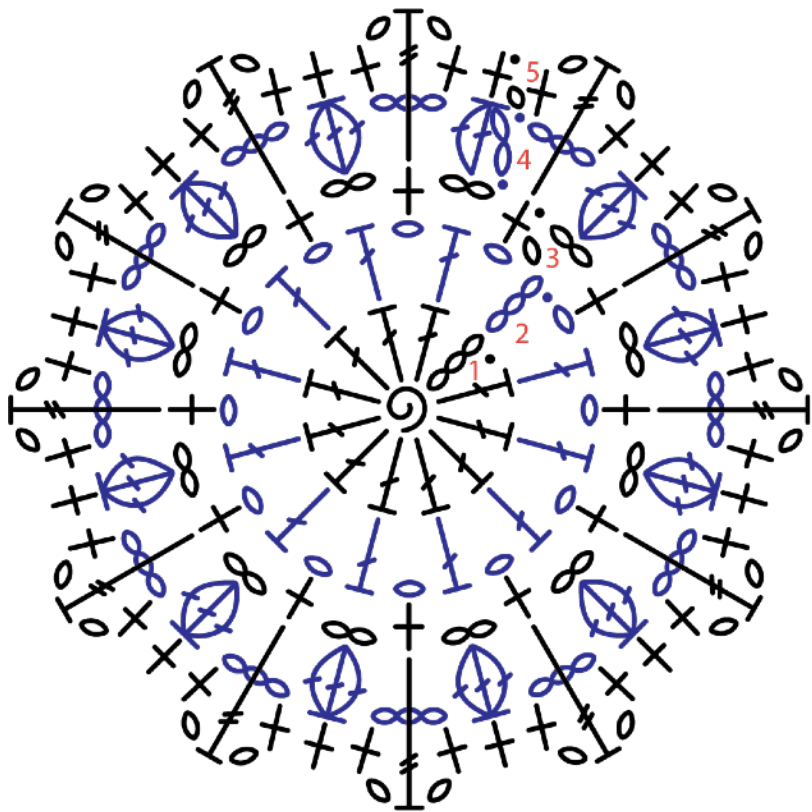
MAKE 1 PER COLOR

Begin with a magic ring.

- Round 1** Working into the ring, ch 3 (counts as 1 dc), dc 11, sl st to top of ch 3 to join. (12 dc)
- Round 2** Ch 4 (counts as 1 dc + 1 ch-1 sp), *dc, ch 1, rep from * around, sl st to 3rd ch of beginning ch 4 to join. (12 dc + 12 ch-1 sp)
- Round 3** Ch 1, *sc in next ch-1 sp, ch 2, rep from * around, sl st to top of 1st sc to join. (12 sc + 12 ch-2 sp)
- Round 4** Sl st in next ch-2 sp, ch 2 (counts as 1st dc of the following 3dccl), 3dccl in ch-2 sp, ch 3, *3dccl in next ch-2 sp, ch 3, rep from * around, sl st to top of 1st 3dccl to join. (12 3dccl + 12 ch-3 sp)
- Round 5** Ch 1, sc in same st as join, (sc, ch 1, tr in sc 2 rounds below, ch 1, sc) in next ch-3 sp, *sc in next 3dccl, (sc, ch 1, tr in sc 2 rounds below, ch 1, sc) in next ch-3 sp, rep from * around, sl st to top of 1st sc to join. (12 tr + 36 sc + 24 ch-1 sp)

Fasten off. Secure and weave in all ends.

CHART



Key

- magic ring
- sl st
- ch
- sc
- dc
- tr
- 3dccl



TWOOFWANDS.COM • @TWOOFWANDS

Share your projects made using Two of Wands patterns on Instagram with the hashtag #crewofwands to get featured on the @twoofwands page and be in the running for monthly pattern giveaways!

The pattern and photographs of this design are the property of Two of Wands and are for personal, non-commercial use only. These patterns files are protected by US copyright, and you may not distribute or sell them electronically or physically. Small batch sales of finished pieces made from this pattern are permitted, but seller must use their own photographs and credit must be given to Two of Wands as the designer.