



Free Macrame Pattern

Wavy Vibes Table Runner



Pattern #-

M22190 MRM

Yarn-

Lion Brand® Mac-Ra-Me

In collaboration with-

Jessica Hendrickson

SKILL LEVEL – BEGINNER

SIZE

About 11 1/2 in. x 29 1/2 in. (29 x 75 cm)

MATERIALS

- LION BRAND® MAC-RE-ME (Art. #845)
#102 Sweet Pink 4 balls

RUNNER

Set Up

Cut 40 strands of yarn, each 120 in. (305 cm) long.

1. Knot strands together at one end with a simple overhand knot and secure to a flat surface (tape or a clip).
2. Starting from the left most strand (this will become your filler strand) and referring to the diagrams, tie a double half hitch knot on each of the next 4 strands, moving down and to the right to create the first petal.
3. Repeat the same process to create the bottom of the petal. When tying the middle knots leave a little bit of space between these knots and the first row of knots to create the middle section of the petal.
4. Moving to the next 5 strands, create another petal, this time working on the right and moving down and to the left. To connect the 2 petals, tie a square knot in the middle.
5. Moving back to the top row, continue to make petals from left to right with the remaining 30 strands, connecting every 2 with a square knot. Repeat the process on the following row, inverted to create the second half of the flower.

Continue working in this way until the piece is 6 flowers in length.

FINISHING

Trim yarn ends evenly to desired length.




Every effort has been made to produce accurate and complete instructions. We cannot be responsible for variance of individual knitters or crocheters, human error, or typographical mistakes.

©2022 Lion Brand Yarn Company, all rights reserved.


For thousands of free patterns, visit our website www.LionBrand.com

To order visit our website www.lionbrand.com or call: (800) 258-YARN (9276) any time!

Copyright ©1998-2022 Lion Brand Yarn Company, all rights reserved. No pattern or other material may be reproduced -- mechanically, electronically, or by any other means, including photocopying - without written permission of Lion Brand Yarn Company.



Right Hand Square Knot




Left Hand Square Knot




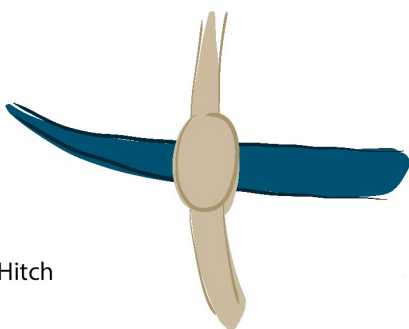
Forward Knot



Backward Knot




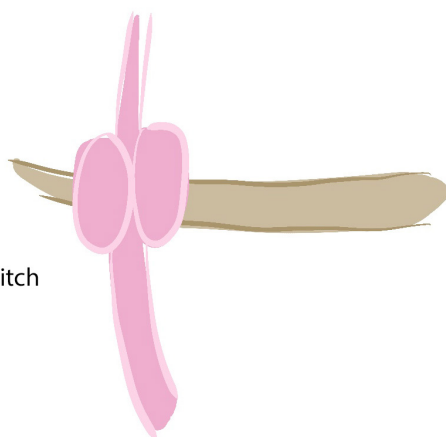
Half Hitch




Forward Backward Knot



Double Half Hitch



Backward Forward Knot



For thousands of free patterns, visit our website www.LionBrand.com

To order visit our website www.lionbrand.com or call: (800) 258-YARN (9276) any time!

Copyright ©1998-2022 Lion Brand Yarn Company, all rights reserved. No pattern or other material may be reproduced -- mechanically, electronically, or by any other means, including photocopying - without written permission of Lion Brand Yarn Company.