



Free Macrame Pattern

Striped Coasters



Pattern #-

M22193 MRM

Yarn-

Lion Brand® Mac-Ra-Me

In collaboration with-

Jessica Hendrickson

SKILL LEVEL – BEGINNER

SIZE

About 4 1/2 x 4 1/4 in. (11.5 x 11 cm)

MATERIALS

- LION BRAND® MAC-RE-ME (Art. #845)
 - #098 Natural 1 ball (A)
 - #102 Sweet Pink 1 ball (B)
 - #127 Cinnabar 1 ball (C)
 - #109 Denim 1 ball (D)



NOTES

1. The yarn amounts will be sufficient to make multiple Coasters.
2. Be sure to refer to the diagrams as you work!

COASTERS

Set Up

Cut 18 in. (45 cm) lengths of yarn as follows:

- 4 of yarn color A
- 8 of yarn color B
- 4 of yarn color C
- 4 of yarn color D

1. Knot strands together at one end with a simple overhand knot and secure to a flat surface (tape or a clip).
2. Using the chart as a guide, arrange the strands in order left to right. Take the left-hand strand and make a forward knot onto the first strand and repeat for the rest of the row. The first strand will now be on the right-hand side. Take the new left-hand strand and make a forward knot onto each of the string on the row. Repeat the process until the piece measures about 4 1/2 in. (11.5 cm).

FINISHING

Trim yarn ends evenly.


Every effort has been made to produce accurate and complete instructions. We cannot be responsible for variance of individual knitters or crocheters, human error, or typographical mistakes.

©2022 Lion Brand Yarn Company, all rights reserved.


For thousands of free patterns, visit our website www.LionBrand.com

To order visit our website www.lionbrand.com or call: (800) 258-YARN (9276) any time!

Copyright ©1998-2022 Lion Brand Yarn Company, all rights reserved. No pattern or other material may be reproduced -- mechanically, electronically, or by any other means, including photocopying - without written permission of Lion Brand Yarn Company.



Right Hand Square Knot




Left Hand Square Knot




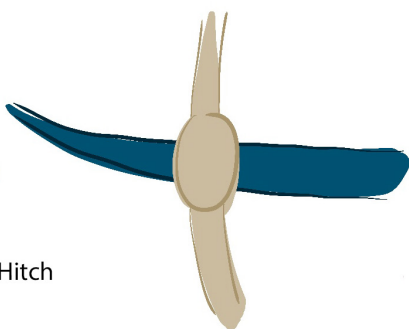
Forward Knot



Backward Knot




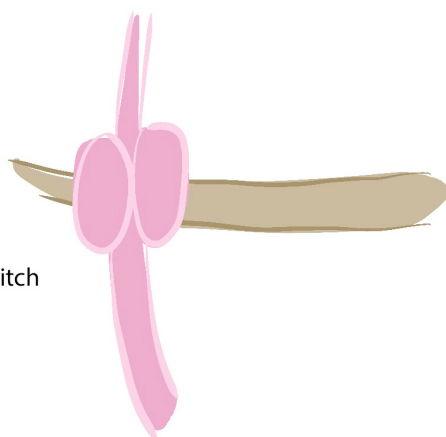
Half Hitch




Forward Backward Knot



Double Half Hitch



Backward Forward Knot



For thousands of free patterns, visit our website www.LionBrand.com

To order visit our website www.lionbrand.com or call: (800) 258-YARN (9276) any time!

Copyright ©1998-2022 Lion Brand Yarn Company, all rights reserved. No pattern or other material may be reproduced -- mechanically, electronically, or by any other means, including photocopying - without written permission of Lion Brand Yarn Company.