



MASK CRAFTS

THESE ADORABLE MASKS ARE MADE OF CARD AND PAPER. THEY FEATURE FOUR LOVABLE FRIENDS FROM THE NEW WINTER RANGE: **NORTH** THE HUSKY, **SALTY** THE POLAR BEAR, **RUFUS** THE REINDEER, AND **CUDDLES** THE PENGUIN.

You will NEED A PRINTER, PAPER, THIN CARD, SCISSORS, GLUE AND STRING.



***Note for Parents and Carers:**

This project requires scissors. Please supervise at all times.

Instructions



1. PRINT OUT THE SHEETS, AND USING SOME GLUE, STICK THEM EACH ONTO A SHEET OF CARD.
2. USING THE SCISSORS, CUT OUT EACH MASK, FOLLOWING ALONG THE DASHED LINES.
REMEMBER TO BE SUPER CAREFUL WHEN USING THE SCISSORS.
3. USE A PEN OR PENCIL TO PRESS A HOLE INTO WHERE THE X'S ARE MARKED. ONCE THE HOLES ARE MADE, GRAB SOME STRING AND MEASURE THE LENGTH APPROPRIATE THAT'LL FIT ONTO THEIR HEAD. CUT WITH SCISSORS AND THEN TIED THE STRING THROUGH EACH OF THE HOLES.

TIP: To be written.,

SHARE YOUR CREATIONS WITH US! ASK YOUR GROWN UP TO SEND A PICTURE TO [HELLO@METOYOU.COM](mailto:hello@metoyou.com) OR TAG US ON OUR SOCIALS USING #MYBLUENOSES AT  [@OfficialMyBlueNoseFriends](https://www.facebook.com/OfficialMyBlueNoseFriends)  [@mybluenosefriends_official](https://www.instagram.com/mybluenosefriends_official)

NORTH THE HUSKY



SHARE YOUR CREATIONS WITH US! Ask your grown up to send a picture to hello@metoyou.com or tag us on our socials using #MyBlueNoses at  [@OfficialMyBlueNoseFriends](https://www.facebook.com/OfficialMyBlueNoseFriends)  [@mybluenosefriends_official](https://www.instagram.com/mybluenosefriends_official)



Salty the Polar Bear



SHARE YOUR CREATIONS WITH US! Ask your grown up to send a picture to hello@metoyou.com or tag us on our socials using #MyBlueNoses at [f @OfficialMyBlueNoseFriends](https://www.facebook.com/OfficialMyBlueNoseFriends) [@mybluenosefriends_official](https://www.instagram.com/mybluenosefriends_official)

Cuddles the Penguin



SHARE YOUR CREATIONS WITH US! Ask your grown up to send a picture to hello@metoyou.com or tag us on our socials using #MyBlueNoses at  [@OfficialMyBlueNoseFriends](https://www.facebook.com/OfficialMyBlueNoseFriends)  [@mybluenosefriends_official](https://www.instagram.com/mybluenosefriends_official)

Rufus the Reindeer

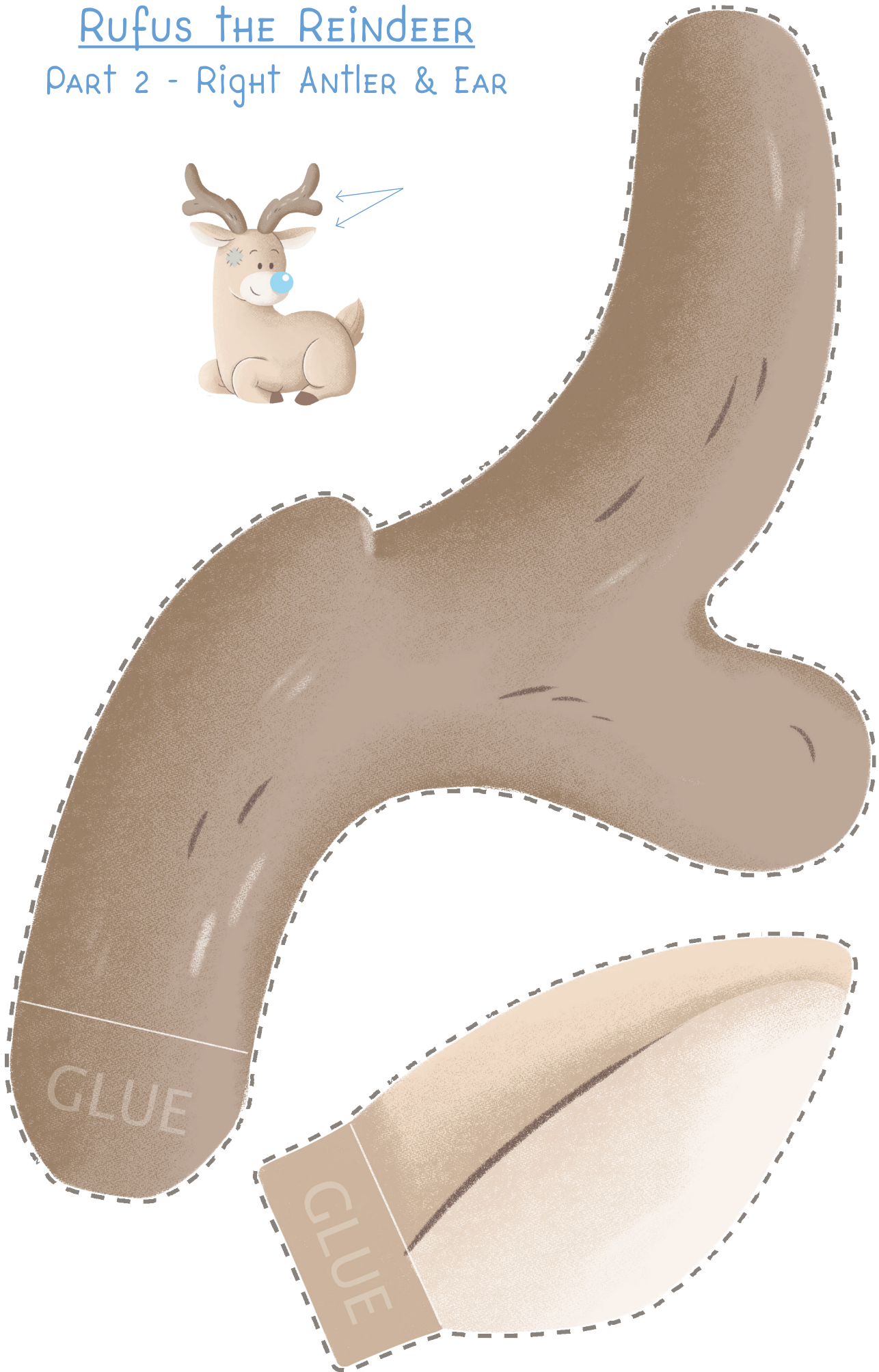
PART 1 - FACE





SHARE YOUR CREATIONS WITH US! Ask your grown up to send a picture to hello@metoyou.com or tag us on our socials using #MyBlueNoses at  [@OfficialMyBlueNoseFriends](https://www.facebook.com/OfficialMyBlueNoseFriends)  [@mybluenosefriends_official](https://www.instagram.com/mybluenosefriends_official)

RUFUS THE REINDEER

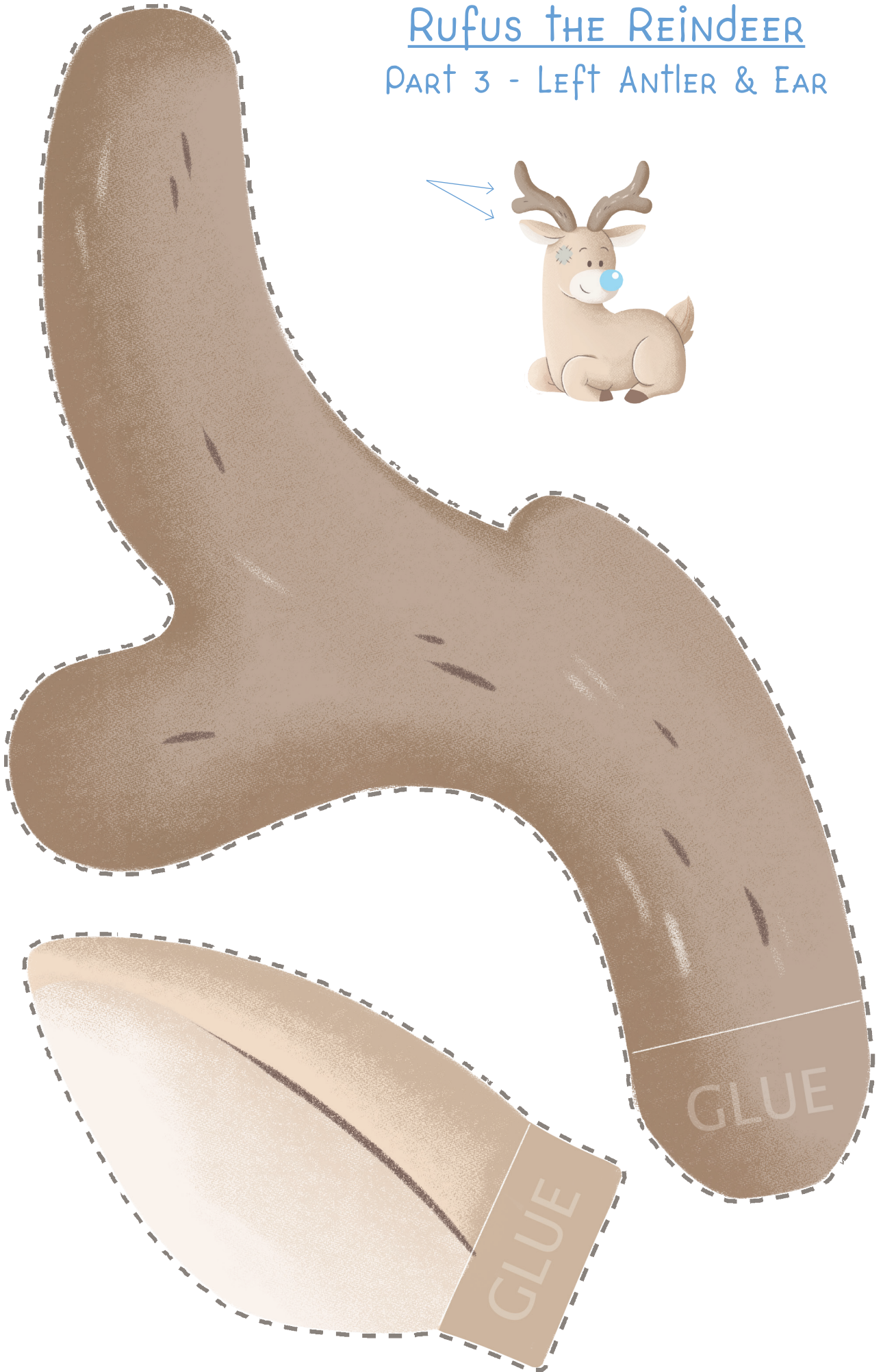

PART 2 - RIGHT ANTLER & EAR



SHARE YOUR CREATIONS WITH US! Ask your grown up to send a picture to hello@metoyou.com or tag us on our socials using #MyBlueNoses at  [@OfficialMyBlueNoseFriends](https://www.facebook.com/OfficialMyBlueNoseFriends)  [@mybluenosefriends_official](https://www.instagram.com/mybluenosefriends_official)

RUFUS THE REINDEER

PART 3 - LEFT ANTLER & EAR



SHARE YOUR CREATIONS WITH US! Ask your grown up to send a picture to hello@metoyou.com or tag us on our socials using #MyBlueNoses at [f @OfficialMyBlueNoseFriends](https://www.facebook.com/OfficialMyBlueNoseFriends) [@mybluenosefriends_official](https://www.instagram.com/mybluenosefriends_official)