




## TUBE CRAFTS

THESE ADORABLE TUBE CRAFTS ARE MADE OF CARD AND PAPER. THEY FEATURE THREE LOVABLE FRIENDS FROM THE NEW SUMMER RANGE: **ROSA** THE POODLE, **NUGGET** THE CHICKEN, AND **OTTO** THE OTTER.

**YOU WILL NEED** A PRINTER, PAPER, SCISSORS, AND GLUE.


**\*Note for Parents and Carers:**

This project requires scissors. Please supervise at all times.



# INSTRUCTIONS

Slot down  
the wings at  
either side.




## Nugget the Chicken

1. Cut out the body and apply glue as shown to make a tube. Then cut out the tail, comb, feet and wings.
2. Fold and glue the wings, just so there's artwork on both sides. Then slot the wings into place. The same for the orange comb on his head.
3. Finally, glue the head, the feet and tail into place.

## Otto the Otter

1. Cut out the body, fold and apply glue as shown to make an arc shape.
2. Cut out his feet and tail and glue them into place as shown on the image to the right.
3. Finish by cutting out the head and sticking it onto the front and voila!


Make an arc  
shape.




## Rosa the Poodle

1. Cut out the body, and apply glue as shown to make a tube. Then cut out the legs and each side of her side.
2. Fold and stick the legs just so there's artwork on both sides. Then carefully stick them onto the tube.
3. Next, stick both sides of the head onto the tube, as shown on the left. It may be tricky so take your time!

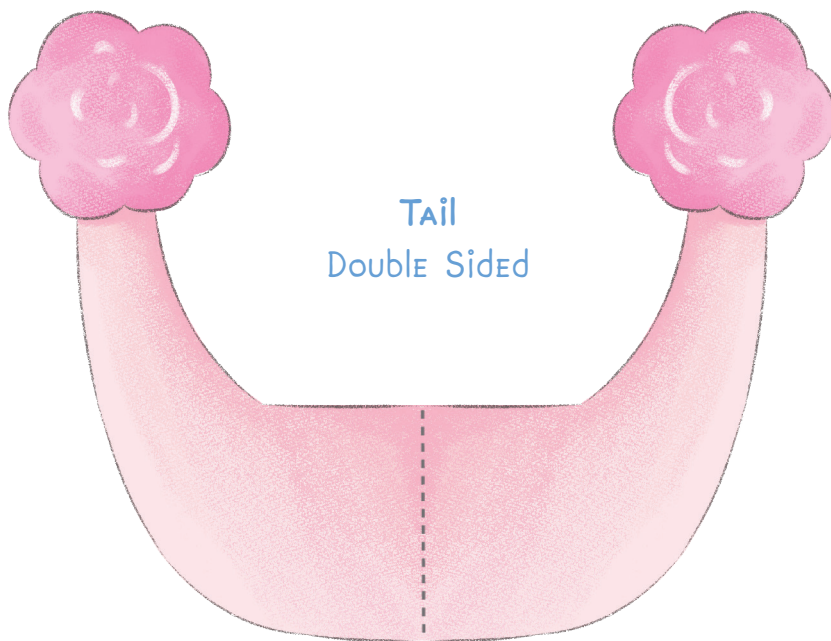
Stick the head  
together like  
this.



# Rosa the Poodle



Don't forget to cut into these lines,  
preparing for the yarn to be added later.

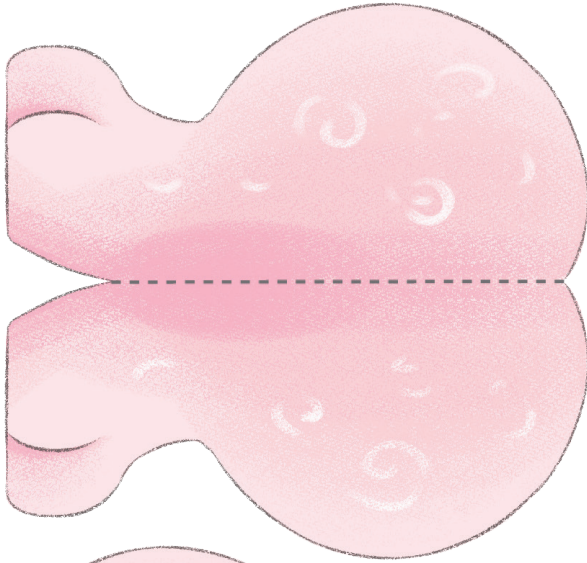


Cut out, fold AND  
glue together.

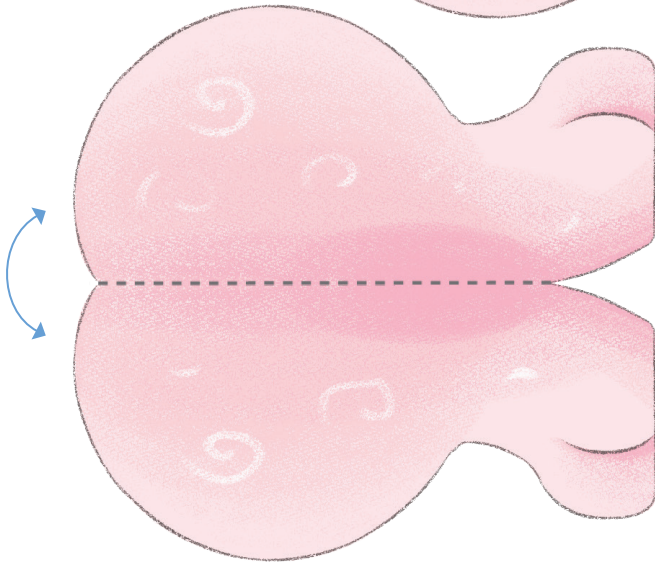
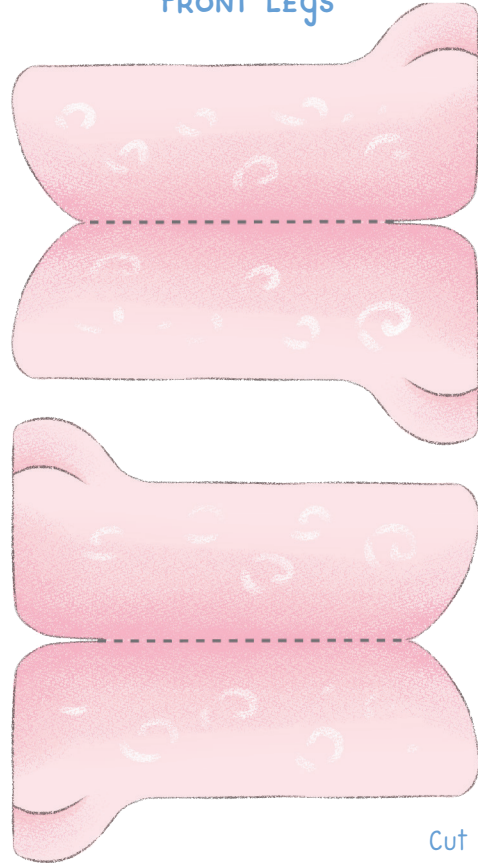


# Rosa the Poodle

Back Legs



Front Legs



Cut out, fold and glue together.

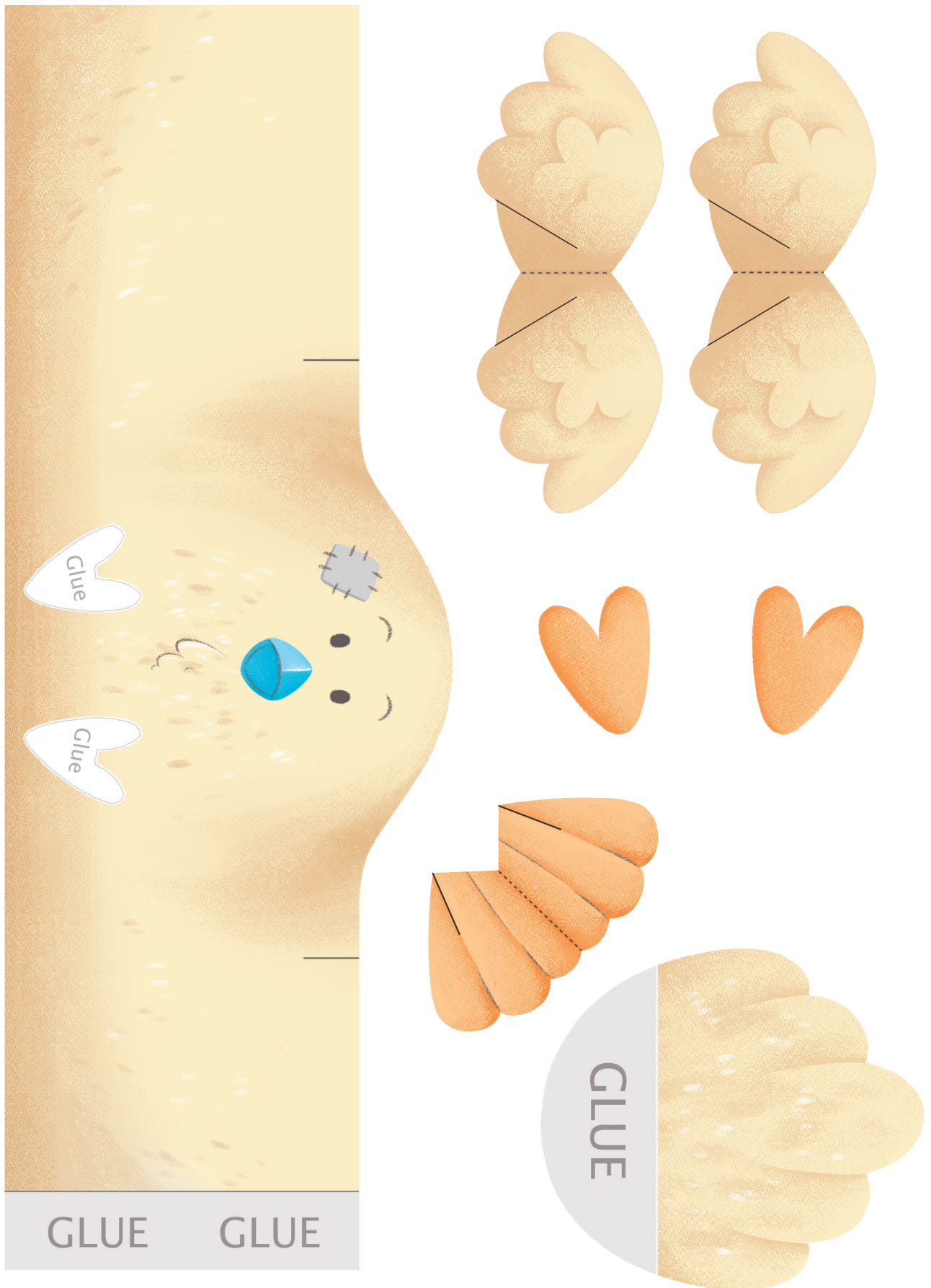
HEAD  
Right Side



HEAD  
Left Side



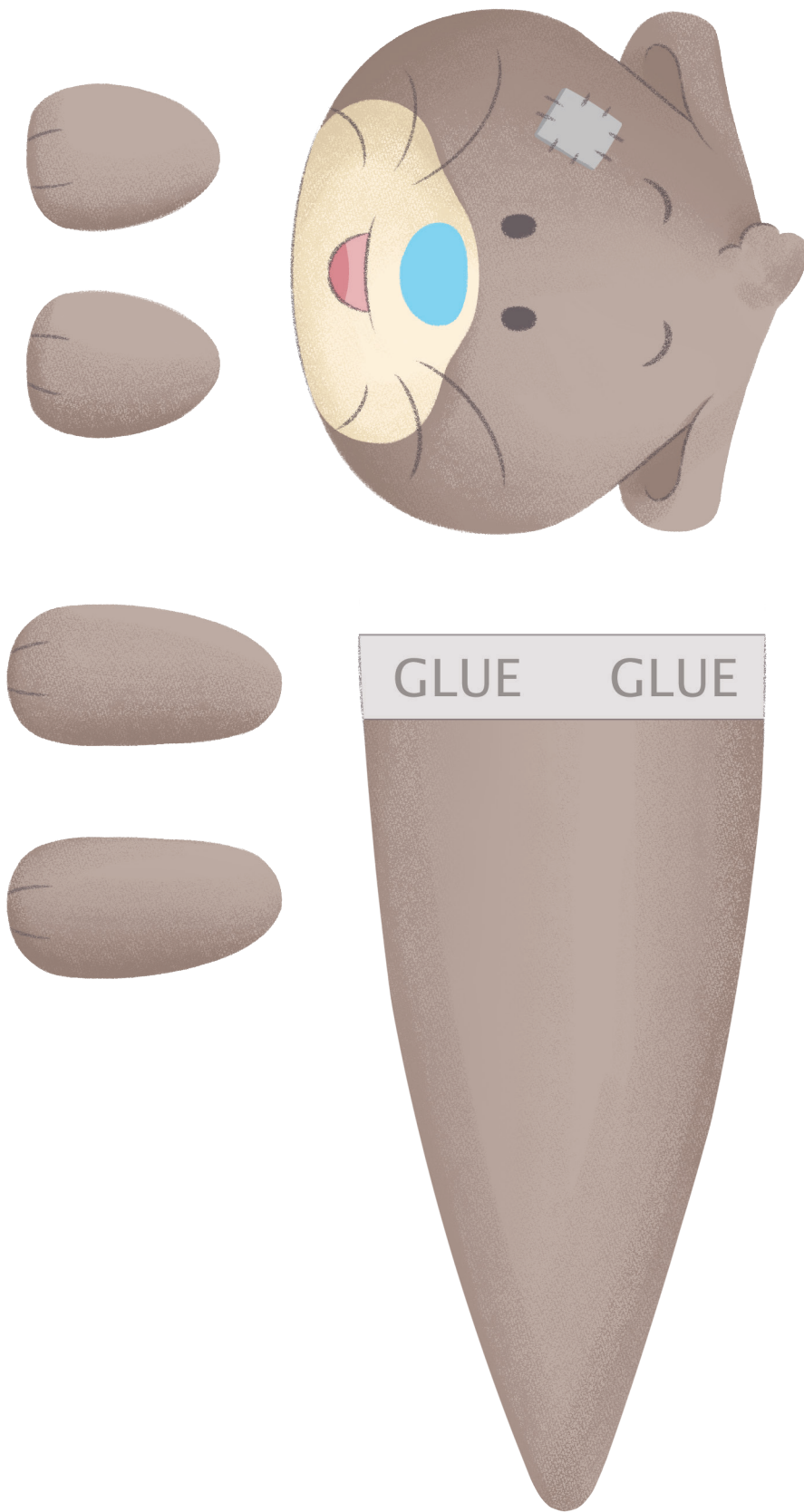
# Nugget the Chicken



SHARE YOUR CREATIONS WITH US! Ask your grown up to send a picture to [hello@metoyou.com](mailto:hello@metoyou.com) or tag us on our socials using [#MyBlueNoses](https://www.instagram.com/MyBlueNoseFriends) at [f@MyBlueNoseFriends](https://www.facebook.com/MyBlueNoseFriends) [@MyBlueNoseFriends\\_Official](https://www.instagram.com/MyBlueNoseFriends_Official) [tiktok@my.blue.nose.friends](https://www.tiktok.com/@my.blue.nose.friends)



# Otto the Otter



SHARE YOUR CREATIONS WITH US! Ask your grown up to send a picture to [hello@metoyou.com](mailto:hello@metoyou.com) or tag us on our socials using [@MyBlueNoseFriends](https://twitter.com/MyBlueNoseFriends) [@MyBlueNoseFriends\\_Official](https://www.instagram.com/MyBlueNoseFriends_Official) [@my.blue.nose.friends](https://www.tiktok.com/@my.blue.nose.friends)