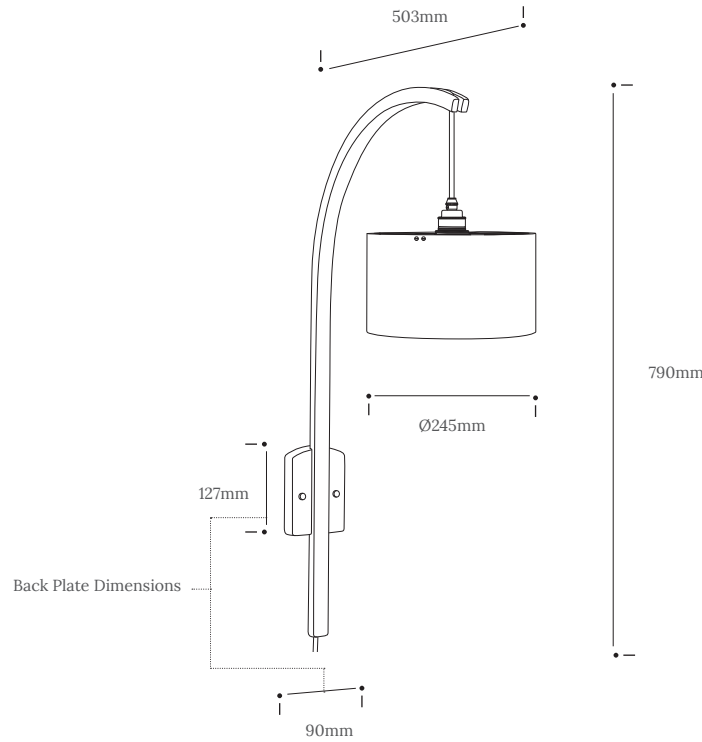


# KANNA - TILOW WALL LIGHT

## Product Specification

# Tom Raffield






Kanna - Tilow Wall Light



Representing the first strong branch that is born from a mighty oak tree, the Tilow Lighting Range allows nature's forms to enhance your interior's personality. A big sister to our Hanter design, the Tilow can suspend a fully exposed bulb, or showcase a selection of our iconic lampshades.

An arc of sustainably sourced oak grows up and out from a solid base, suspending the Kanna Drum Pendant at perfect height to display soft downlighting through your space. The Tilow's steam bent design will divide and balance your interior with ease as it illuminates with a warm, welcoming glow. Whether invited into your home as dynamic dining room lighting or to brighten the path through your hallway, this Tilow and Kanna Pendant duo will extend unique, striking design to your walls.

Take your interior into a new chapter.

Product Type : Wall Light	SKU	Wood types	Dimensions L x W x H (mm)		Weight (kg)	
			Unboxed	Boxed	Unboxed	Boxed
Kanna - Tilow Wall Light :	TR-TILO-WL-KANN-O	Oak	245 x 503 x 790	1350 x 200 x 655 + 457 x 457 x 305	1.053	
Materials	Oak 				Other materials Birch ply hanging disk 	
Finish	Finished with a blend of natural wax oils to give a protective, hardwearing and beautiful finish.					
Wiring	Brass bulb holder with black inline switch and plug 	Wiring kit Plastic inline switch E27 (240v) 	Flex Flex colour: grey fabric  Cable length: 328cm from plug to bulb holder	Reccomended light bulb Max 25W LED		
Care information	Dusting your light regularly and with a light feather duster should keep your light looking clean, otherwise wipe with a damp cloth and remove any moisture with a dry cloth. Gentle furniture polishes can also be used.					
Additional information	<ul style="list-style-type: none"> <li>Suitable for use on 240v circuits.</li> <li>Installation instructions and fixings included. This product can be plugged straight into a 240v outlet.</li> <li>If hardwiring into the main supply, this product must be installed by a qualified electrician.</li> </ul>					

Tom Raffield Ltd, F3 Church View Business Park, Bickland Water Rd, Falmouth TR11 4FZ, UK  
tomraffield.com contact@tomraffield.com +44 (0) 1326 722725 #tomraffield @tomraffield

Due to the character of handcrafted natural products, all dimensions are approximate. Wood colour may slightly vary.  
All products, prices and leadtimes are correct at time of print and are subject to change without notice.