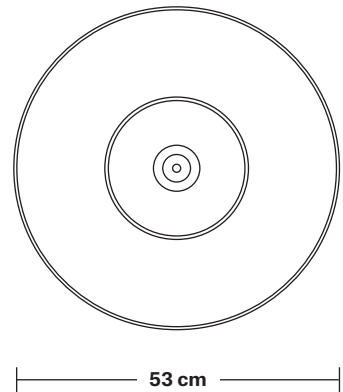
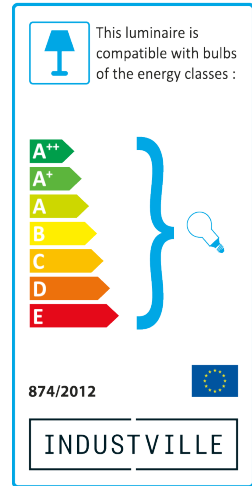
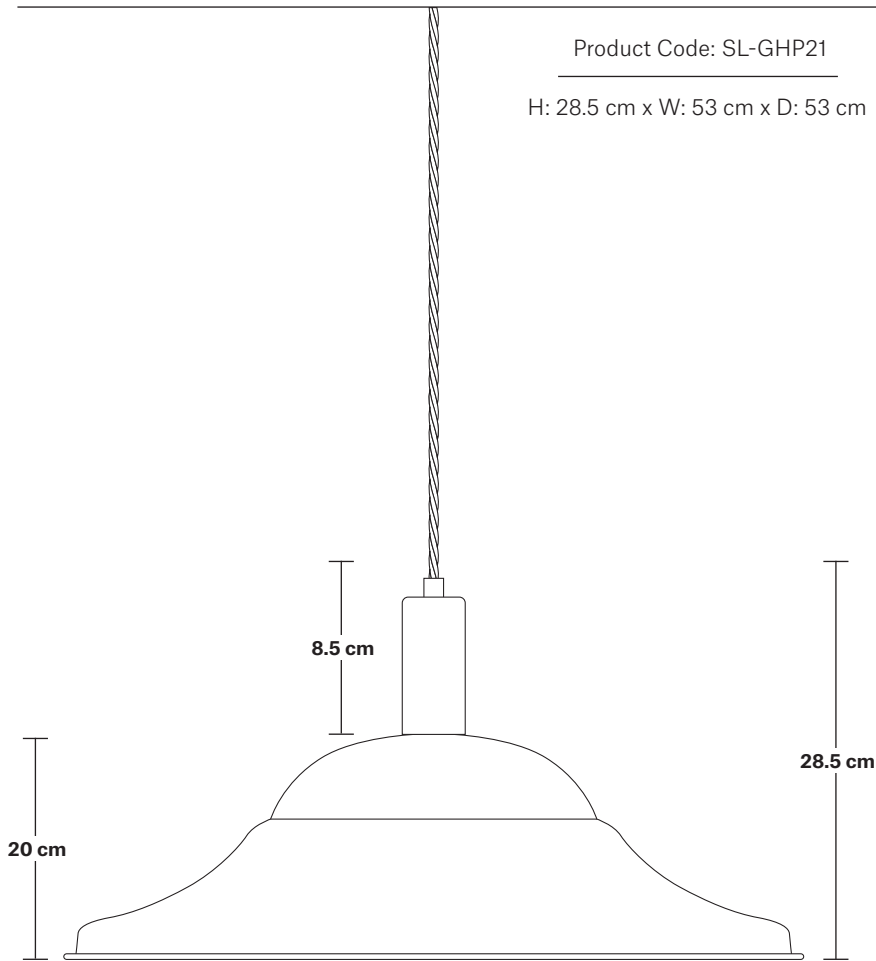


Sleek Giant Hat Pendant - 21 Inch

Product Code: SL-GHP21

H: 28.5 cm x W: 53 cm x D: 53 cm



SPECIFICATIONS

We meet all UK and EU lighting and safety regulations.

Our products are hand finished to ensure an authentic vintage look and therefore they may vary slightly from those shown in the images.

Bulb required: Standard screw (E27) fitting, max 40W.

Shade weight: 1.8 kg | **Holder weight:** 0.2 kg

Maximum weight: 2 kg

INFORMATION

Finishes: Brass and Pewter.

Ready to be installed, installation required.

Wall mount screws not included.

Holders available: Brass, Pewter and Copper.

Flex: 1m Black Twisted Fabric Flex.

Ceiling rose: Brass, Pewter and Copper.

DIMENSIONS

Shade Diameter: 53 cm / 21"

Shade Height (no holder): 20 cm / 7.9"

Holder Diameter: 4 cm / 1.6"

Holder Height: 10 cm / 4.1"

Ceiling Rose Diameter: 8 cm / 3"

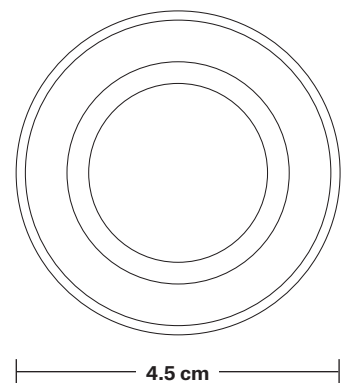
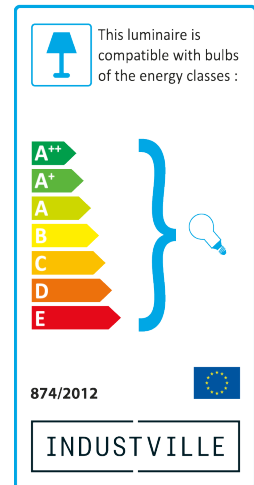
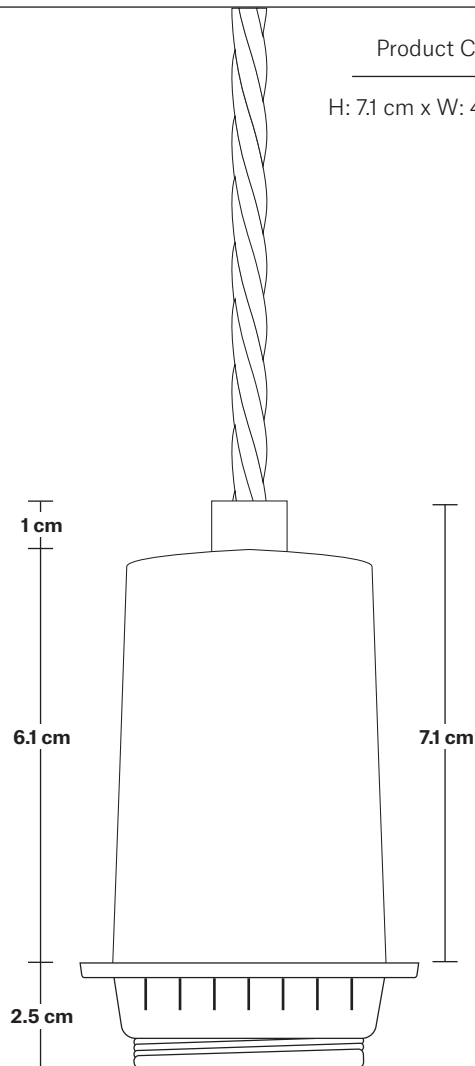
Ceiling Rose Height: 2 cm / 0.8"

INDUSTVILLE

Sleek Edison ES E27 Bulb Holder

Product Code: SL-EBH

H: 7.1 cm x W: 4.5 cm x D: 4.5 cm



SPECIFICATIONS

We meet all UK and EU lighting and safety regulations.

Our products are hand finished to ensure an authentic vintage look and therefore they may vary slightly from those shown in the images.

Bulb required: Standard screw (E27) fitting, max 40W.

Weight: 0.1 kg

INFORMATION

Finishes: Brass, Pewter and Copper.

Ready to be installed, installation required.

Wall mount screws not included.

DIMENSIONS

Bulb Holder Height: 9.6 cm / 3.8"

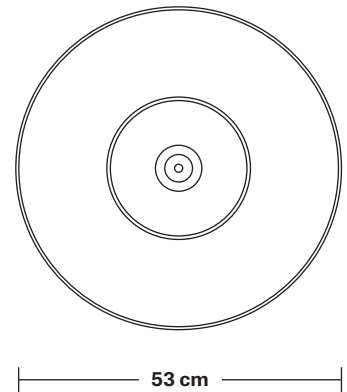
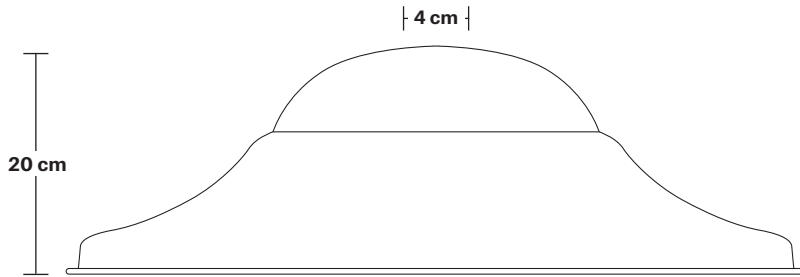
Bulb Holder Depth: 4.5 cm / 1.8"

INDUSTVILLE

Giant Hat - 21 Inch - Shade Only

Product Code: GS18-SO

H: 20 cm x W: 53 cm x D: 53 cm



SPECIFICATIONS

We meet all UK and EU lighting and safety regulations.

Our products are hand finished to ensure an authentic vintage look and therefore they may vary slightly from those shown in the images.

Bulb required: Standard screw (E27) fitting, max 40W.

Shade weight: 1.8 kg

INFORMATION

Finishes: Brass and Pewter.

Ready to be installed, installation required.

Wall mount screws not included.

DIMENSIONS

Shade Diameter: 53 cm / 21"

Shade Height (no holder): 20 cm / 7.9"

Giant Hat - 21 Inch - Brass

Shade Only

Giant Hat - 21 Inch - Brass - Shade Only	GH21-B-SO
--	------------------

Brooklyn Giant Hat Pendant - 21 Inch - Brass

Brooklyn Giant Hat Pendant - 21 Inch - Brass - Brass Holder	BR-GHP21-B-BH
---	----------------------

Brooklyn Giant Hat Pendant - 21 Inch - Brass - Pewter Holder	BR-GHP21-B-PH
--	----------------------

Brooklyn Giant Hat Pendant - 21 Inch - Brass - Pewter Chain Holder	BR-GHP21-B-PCN
--	-----------------------

Brooklyn Giant Hat Flush Mount - 21 Inch - Brass

Brooklyn Giant Hat Flush Mount - 21 Inch - Brass - Brass Holder	BR-GHFM21-B-BH
---	-----------------------

Brooklyn Giant Hat Flush Mount - 21 Inch - Brass - Pewter Holder	BR-GHFM21-B-PH
--	-----------------------

Swan Neck Giant Hat Wall Light - 21 Inch - Brass

Swan Neck Giant Hat Wall Light - 21 Inch - Brass	SN-GHWL21-B
--	--------------------

Sleek Giant Hat Pendant - 21 Inch - Brass

Sleek Giant Hat Pendant - 21 Inch - Brass - Brass Holder	SL-GHP21-B-BH
--	----------------------

Sleek Giant Hat Pendant - 21 Inch - Brass - Pewter Holder	SL-GHP21-B-PH
---	----------------------