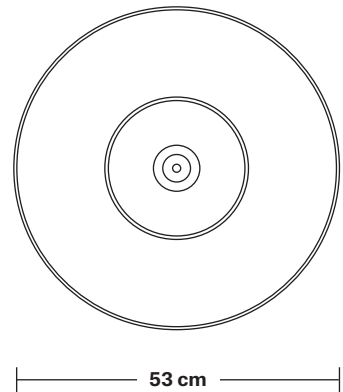
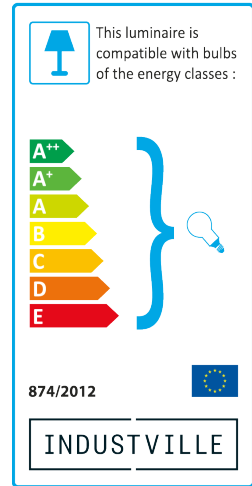
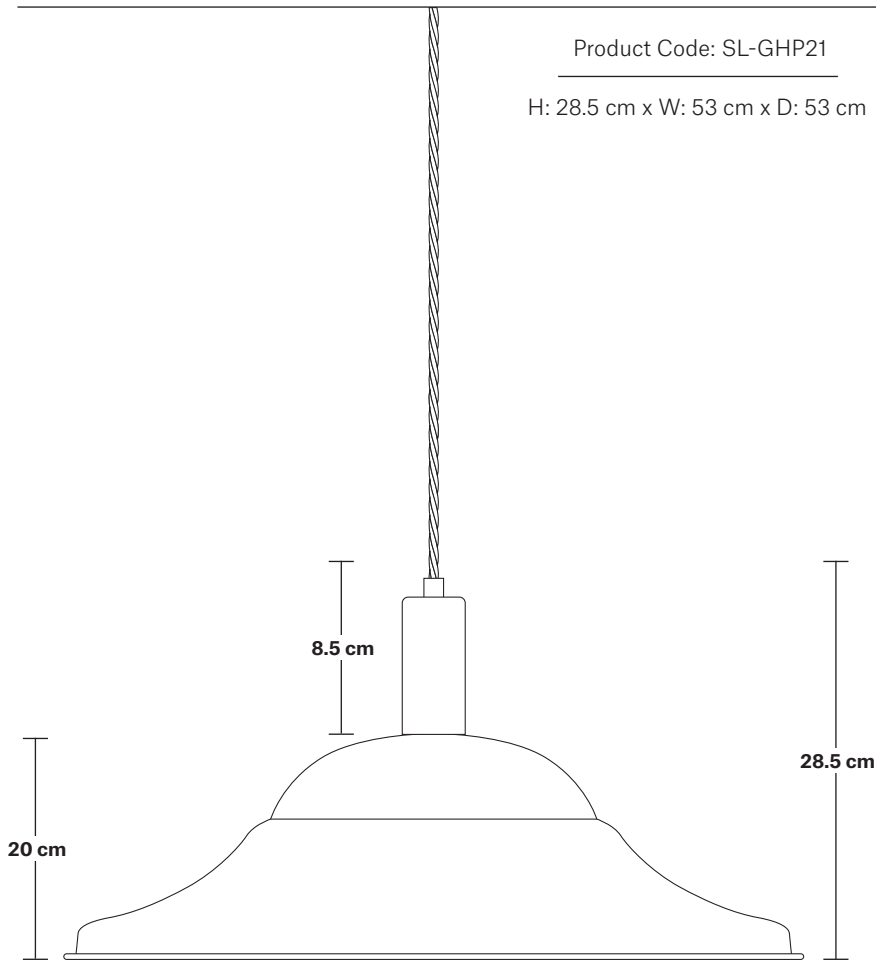


# Sleek Giant Hat Pendant - 21 Inch

Product Code: SL-GHP21

H: 28.5 cm x W: 53 cm x D: 53 cm



## SPECIFICATIONS

We meet all UK and EU lighting and safety regulations.

Our products are hand finished to ensure an authentic vintage look and therefore they may vary slightly from those shown in the images.

**Bulb required:** Standard screw (E27) fitting, max 40W.

**Shade weight:** 1.8 kg | **Holder weight:** 0.2 kg

**Maximum weight:** 2 kg

## INFORMATION

**Finishes:** Brass and Pewter.

Ready to be installed, installation required.

Wall mount screws not included.

**Holders available:** Brass, Pewter and Copper.

**Flex:** 1m Black Twisted Fabric Flex.

**Ceiling rose:** Brass, Pewter and Copper.

## DIMENSIONS

Shade Diameter: 53 cm / 21"

Shade Height (no holder): 20 cm / 7.9"

Holder Diameter: 4 cm / 1.6"

Holder Height: 10 cm / 4.1"

Ceiling Rose Diameter: 8 cm / 3"

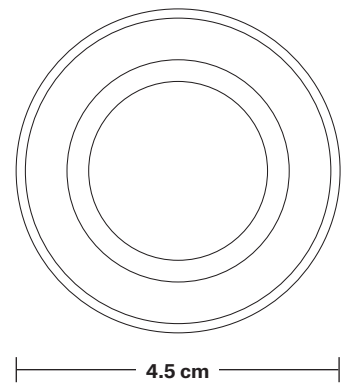
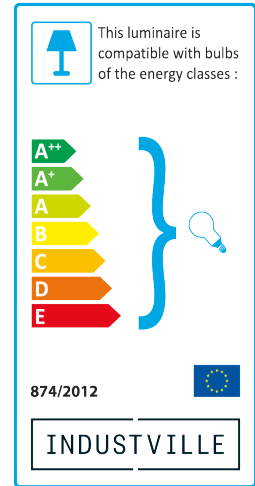
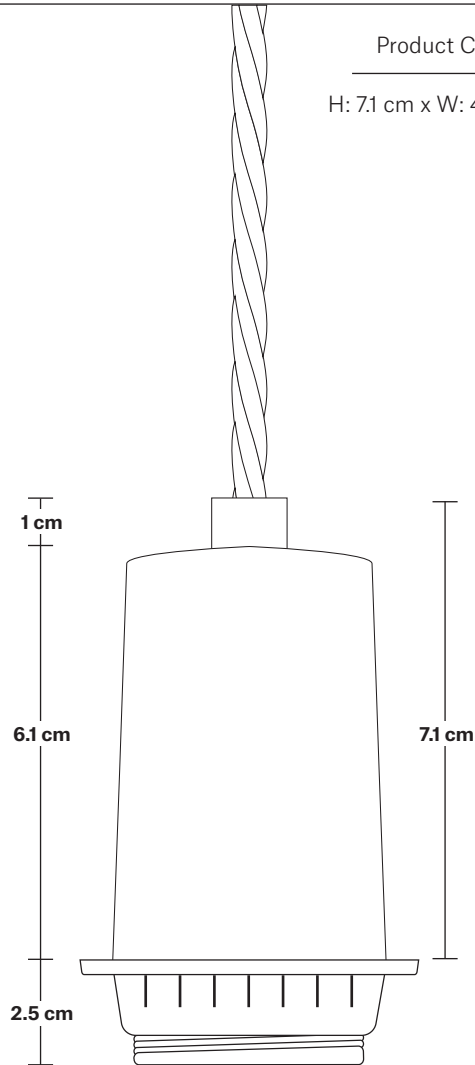
Ceiling Rose Height: 2 cm / 0.8"

INDUSTVILLE

# Sleek Edison ES E27 Bulb Holder

Product Code: SL-EBH

H: 7.1 cm x W: 4.5 cm x D: 4.5 cm



## SPECIFICATIONS

We meet all UK and EU lighting and safety regulations.

Our products are hand finished to ensure an authentic vintage look and therefore they may vary slightly from those shown in the images.

**Bulb required:** Standard screw (E27) fitting, max 40W.

**Weight:** 0.1 kg

## INFORMATION

**Finishes:** Brass, Pewter and Copper.

Ready to be installed, installation required.

Wall mount screws not included.

## DIMENSIONS

Bulb Holder Height: 9.6 cm / 3.8"

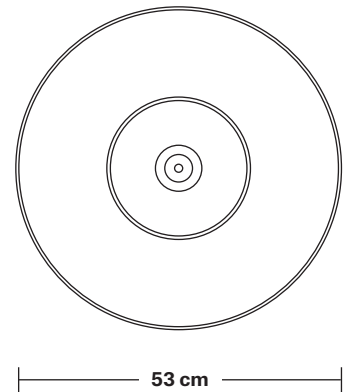
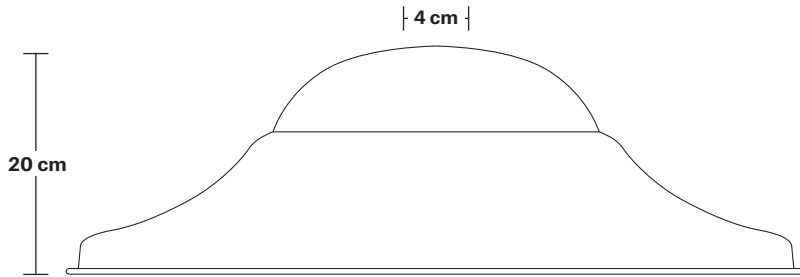
Bulb Holder Depth: 4.5 cm / 1.8"

INDUSTVILLE

# Giant Hat - 21 Inch - Shade Only

Product Code: GS18-SO

H: 20 cm x W: 53 cm x D: 53 cm



## SPECIFICATIONS

We meet all UK and EU lighting and safety regulations.

Our products are hand finished to ensure an authentic vintage look and therefore they may vary slightly from those shown in the images.

**Bulb required:** Standard screw (E27) fitting, max 40W.

**Shade weight:** 1.8 kg

## INFORMATION

**Finishes:** Brass and Pewter.

Ready to be installed, installation required.

Wall mount screws not included.

## DIMENSIONS

Shade Diameter: 53 cm / 21"

Shade Height (no holder): 20 cm / 7.9"

# Giant Hat - 21 Inch - Pewter

## Shade Only

Giant Hat - 21 Inch - Pewter - Shade Only	<b>GH21-P-SO</b>
---	------------------

## Brooklyn Giant Hat Pendant - 21 Inch - Pewter

Brooklyn Giant Hat Pendant - 21 Inch - Pewter - Brass Holder	<b>BR-GHP21-P-BH</b>
--	----------------------

Brooklyn Giant Hat Pendant - 21 Inch - Pewter - Pewter Holder	<b>BR-GHP21-P-PH</b>
---	----------------------

Brooklyn Giant Hat Pendant - 21 Inch - Pewter - Copper Holder	<b>BR-GHP21-P-CH</b>
---	----------------------

Brooklyn Giant Hat Pendant - 21 Inch - Pewter - Pewter Chain Holder	<b>BR-GHP21-P-PCN</b>
---	-----------------------

## Brooklyn Giant Hat Flush Mount - 21 Inch - Pewter

Brooklyn Giant Hat Flush Mount - 21 Inch - Pewter - Brass Holder	<b>BR-GHFM21-P-BH</b>
--	-----------------------

Brooklyn Giant Hat Flush Mount - 21 Inch - Pewter - Pewter Holder	<b>BR-GHFM21-P-PH</b>
---	-----------------------

Brooklyn Giant Hat Flush Mount - 21 Inch - Pewter - Copper Holder	<b>BR-GHFM21-P-CH</b>
---	-----------------------

## Swan Neck Giant Hat Wall Light - 21 Inch - Pewter

Swan Neck Giant Hat Wall Light - 21 Inch - Pewter	<b>SN-GHWL21-P</b>
---	--------------------

## Sleek Giant Hat Pendant - 21 Inch - Pewter

Sleek Giant Hat Pendant - 21 Inch - Pewter - Brass Holder	<b>SL-GHP21-P-BH</b>
---	----------------------

Sleek Giant Hat Pendant - 21 Inch - Pewter - Pewter Holder	<b>SL-GHP21-P-PH</b>
--	----------------------

Sleek Giant Hat Pendant - 21 Inch - Pewter - Copper Holder	<b>SL-GHP21-P-CH</b>
--	----------------------