



# IN SITU MODULAR SOFA

**ANDERSSEN & VOLL ON THE DESIGN** “With the In Situ Modular Sofa, we wanted to combine the functions of modularity with the beauty of simple, elegant lines and a deep comfort. We sketched a profile that runs along the seat and back of the sofa to subtly hide the visual elements of modularity, giving it a unique character while bringing the individual modules together for a complete appearance. This is paired with grand, sculptural lines and the inherent comfort of its soft seat. The In Situ Modular Sofa combines the grandeur of traditional Italian sofas with the refined simplicity of Scandinavian design, making it the heart of any space.”

## READY-TO-SHIP OPTIONS TEXTILE UPHOLSTERY



Clay 012 Ocean 80

## FRAME SECTIONS



Black

## DESIGNED BY / YEAR OF DESIGN

Anderssen & Voll / 2020

## ABOUT THE DESIGNER

Anderssen & Voll are two thirds of the former Norway Says and among the most prominent and successful Norwegian designers. They have formerly been named both Norwegian and Scandinavian Designers of the Year in Norway and have received international awards and recognition for their work with furniture, lighting, and home accessories.

## CATEGORY

Modular sofa

## ENVIRONMENT

Indoor

## COUNTRY OF PRODUCTION

Lithuania

## PREASSEMBLED

No - Assemble frame sections and mount seating modules on assembled frame sections.

## DESCRIPTION

A grand modular sofa that can be tailored to your exact needs yet with its modular elements hidden through the subtle detailing of the frame's front and back profile, paired with deep comfort and a soft seat.

Choose from any of the 30 predesigned configurations or create your own, using the 9 different seating modules and 2 loose cushions. Please note that the In Situ Cushions are not part of any configuration or seating module and must be added separately to your order.

The look and feel of the In Situ Modular Sofa is more casual in its appearance, compared to some of our other sofas.

The Clay upholstery available for the In Situ Modular Sofa is made in linen, being a soft natural material that folds and falls more gently over time with inherent stretch and folds for a casual expression.

## MATERIAL

Frame in powder coated steel. Modules in an FSC™ (FSC-CO28824) certified wood construction with foam and wadding. Upholstered in textile from Kvadrat or Rohleder. The inner of the In Situ Cushion features a foam core with a pillowcase around that is filled with fiber-balls. Outer in textile upholstery.

## CLEANING AND CARE

Remove non-greasy stains by carefully dabbing with a lint-free cloth wrung out in clean, warm water. If necessary, clean by dabbing with soapy water. Visit Kvadrat.dk for further information on cleaning textiles. Clean leather versions with a dry cloth regularly. Treat the leather at least four times a year using only special leather treatment products.

## MADE-TO-ORDER

All In Situ modules and cushions can be upholstered in all colors from Kvadrat's Fiord, Vidar, Hallingdal, Divina, Divina MD & Divina Melange, Colline, Re-Wool and Twill Weave textile series, selected colors from Kvadrat's Clay (001, 003, 006, 007, 009, 010, 012, 013, 014, 015, 017) and selected colors from Rohleder's Ocean (3, 21, 32, 50, 52, 80, 601) textile series. COM textiles upon request. Leather upholstery in Refine Leather.



**MUUTO**



# IN SITU MODULAR SOFA

## TEXTILE USE FOR CUSTOMIZED UPHOLSTERY

A80	Textile - 3,58 m / 3.92 yds. Leather - 9,43 m <sup>2</sup> / 101.5 ft <sup>2</sup>
B80	Textile - 3,58 m / 3.92 yds. Leather - 9,43 m <sup>2</sup> / 101.5 ft <sup>2</sup>
C80	Textile - 2,51 m / 2.74 yds. Leather - 6,33 m <sup>2</sup> / 68.14 ft <sup>2</sup>
D80	Textile - 1,46 m / 1.60 yds. Leather - 4,57 m <sup>2</sup> / 49.19 ft <sup>2</sup>
E98	Textile - 3,61 m / 3.95 yds. Leather - 9,66 m <sup>2</sup> / 103.98 ft <sup>2</sup>
F98	Textile - 2,54 m / 2.78 yds. Leather - 7,48 m <sup>2</sup> / 80.51 ft <sup>2</sup>
G98	Textile - 2,54 m / 2.78 yds. Leather - 7,48 m <sup>2</sup> / 80.51 ft <sup>2</sup>
H98	Textile - 4,52 m / 4.94 yds. Leather - 12,56 m <sup>2</sup> / 135.19 ft <sup>2</sup>
I98	Textile - 4,52 m / 4.94 yds. Leather - 12,56 m <sup>2</sup> / 135.19 ft <sup>2</sup>
Cushion 70x50 cm 27.6"x19.7"	Textile - 0,83 m / 0.91 yds. Leather - 2,53 m <sup>2</sup> / 27.23 ft <sup>2</sup>
Cushion 70x30 cm 27.6"x11.8"	Textile - 0,8 m / 0.87 yds. Leather - 1,47 m <sup>2</sup> / 15.82 ft <sup>2</sup>

## TEST & CERTIFICATIONS

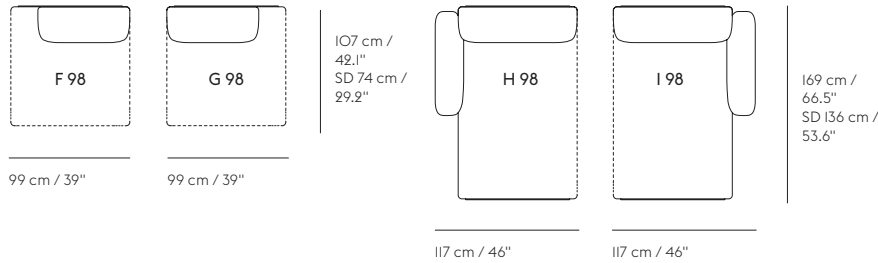
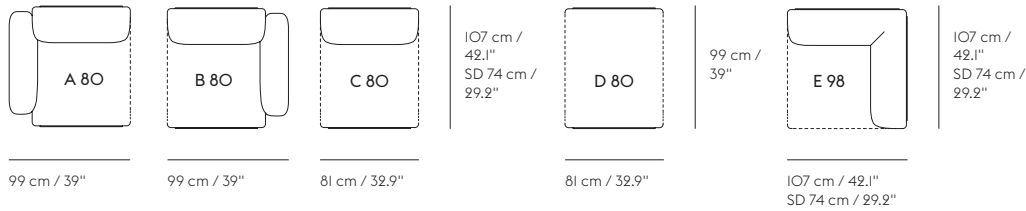
EU/US versions of the In Situ Modular Sofa that are upholstered with a large selection of Kvadrat textiles\* are tested to VOC CDPH 01350 and VOC Bifma X71.

FSC™ (FSC-CO28824) certified wood construction.



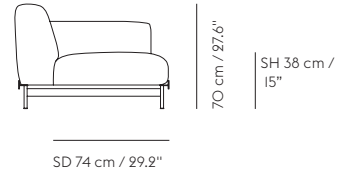
# MUUTO

SEATING MODULES

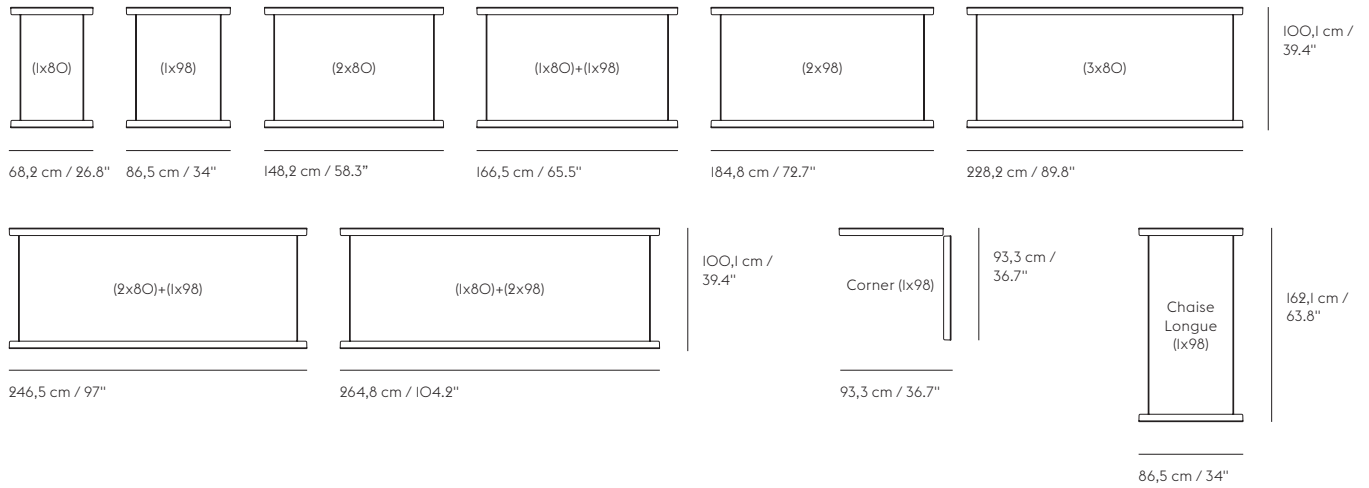


EXAMPLE MODULE WITH FRAME AND LEGS

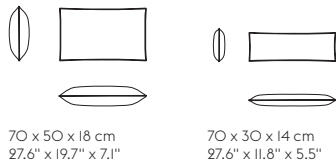
SH = seat height  
SD = seat depth  
Leg height = 16 cm / 6.3"



FRAME SECTIONS



CUSHIONS

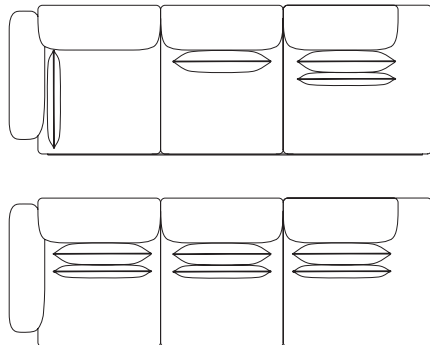


Distance between legs (width x depth)

(1x80)	51,4 cm / 20.2" x 90,8 cm / 35.7"
(1x98)	69,7 cm / 27.4" x 90,8 cm / 35.7"
(2x80)	131,4 cm / 51.7" x 90,8 cm / 35.7"
(1x80+1x98)	149,7 cm / 58.9" x 90,8 cm / 35.7"
(2x98)	168 cm / 66.1" x 90,8 cm / 35.7"
(3x80)	211,4 cm / 83.2" x 90,8 cm / 35.7"
(2x80+1x98)	229,7 cm / 90.4" x 90,8 cm / 35.7"
(1x80x+2x98)	248 cm / 97.6" x 90,8 cm / 35.7"
Corner (1x 98)	69,7 cm / 27.4" x 69,7 cm / 27.4"
Chaise Longue (1x98)	69,7 cm / 27.4" x 152,8 cm / 60.1"

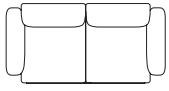
Leg height = 16 cm / 6.3"

INSPIRATION FOR OPTIONAL CUSHIONS



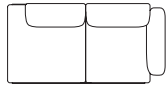
IN SITU 2-SEATERS

CONFIG. 1



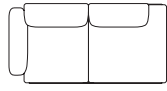
198 cm / 77.95"

CONFIG. 2



198 cm / 77.95"

CONFIG. 3



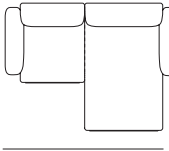
198 cm / 77.95"

107 cm /  
42.1"  
SD 74 cm /  
29.2"

SH 38 cm / 15"

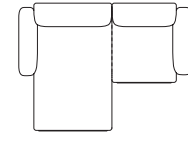
SD = seat depth  
SH = seat height with legs

CONFIG. 4



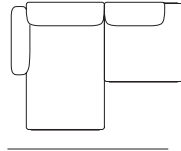
216 cm / 85.04"

CONFIG. 5



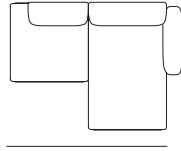
216 cm / 85.04"

CONFIG. 6



216 cm / 85.04"

CONFIG. 7



216 cm / 85.04"

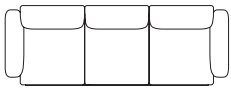
169 cm /  
66.5"  
SD 136 cm /  
53.6"

SH 38 cm / 15"

107 cm /  
42.1"  
SD 74 cm /  
29.2"

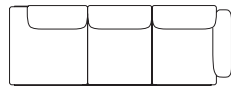
IN SITU 3-SEATERS

CONFIG. 1



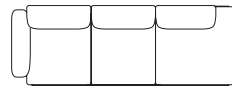
279 cm / 109.84"

CONFIG. 2



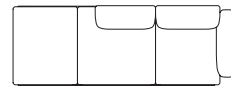
279 cm / 109.84"

CONFIG. 3



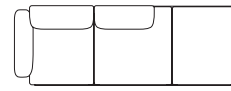
279 cm / 109.84"

CONFIG. 4



279 cm / 109.84"

CONFIG. 5

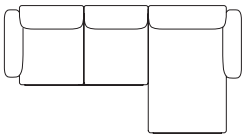


279 cm / 109.84"

107 cm /  
42.1"  
SD 74 cm /  
29.2"

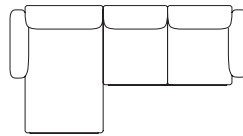
SH 38 cm / 15"

CONFIG. 6



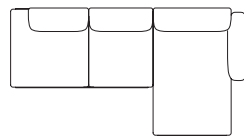
297 cm / 116.93"

CONFIG. 7



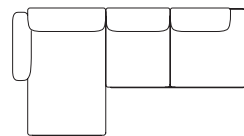
297 cm / 116.93"

CONFIG. 8



297 cm / 116.93"

CONFIG. 9



297 cm / 116.93"

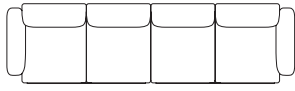
107 cm /  
42.1"  
SD 74 cm /  
29.2"

SH 38 cm / 15"

169 cm /  
66.5"  
SD 136 cm /  
53.6"

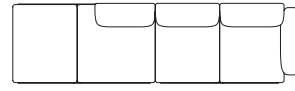
IN SITU 4-SEATERS

CONFIG. 1



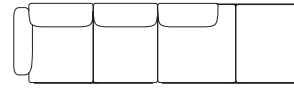
360 cm / 141.73"

CONFIG. 2



360 cm / 141.73"

CONFIG. 3

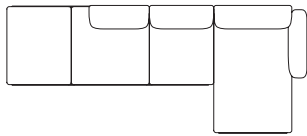


360 cm / 141.73"

107 cm /  
42.1"  
SD 74 cm /  
29.2"

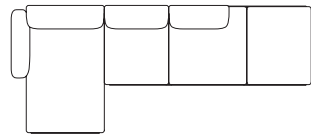
SH 38 cm / 15"

CONFIG. 4



378 cm / 148.82"

CONFIG. 5



378 cm / 148.82"

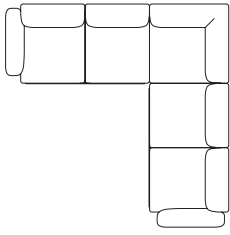
107 cm /  
42.1"  
SD 74 cm /  
29.2"

SH 38 cm / 15"

169 cm /  
66.5"  
SD 136 cm /  
53.6"

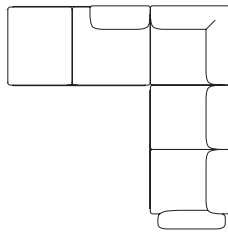
IN SITU CORNER SOFAS

CONFIG. 1



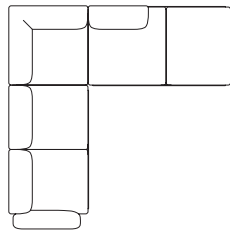
287 cm / 112.99"  
SD 74 cm / 29.2"

CONFIG. 2



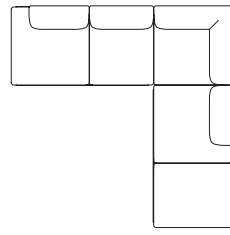
287 cm / 112.99"  
SD 74 cm / 29.2"

CONFIG. 3



287 cm / 112.99"  
SD 74 cm / 29.2"

CONFIG. 4

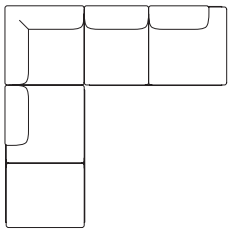


287 cm / 112.99"  
SD 74 cm / 29.2"

287 cm / 112.99"  
SD 74 cm / 29.2"

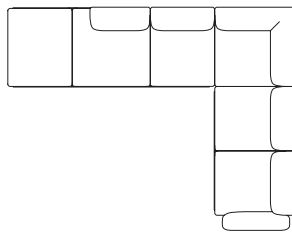
SH 38 cm / 15"

CONFIG. 5



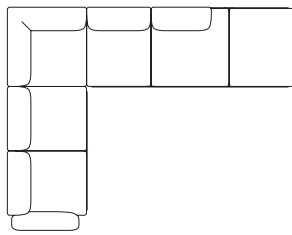
287 cm / 112.99"  
SD 74 cm / 29.2"

CONFIG. 6



368 cm / 144.88"  
SD 74 cm / 29.2"

CONFIG. 7

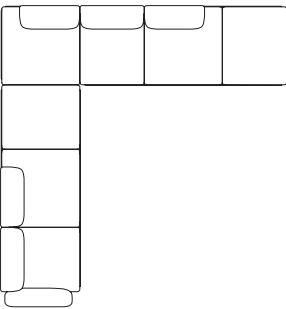


368 cm / 144.88"  
SD 74 cm / 29.2"

287 cm / 112.99"  
SD 74 cm / 29.2"

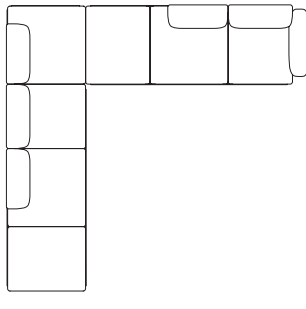
SH 38 cm / 15"

CONFIG. 8



360 cm / 141.73"  
SD 74 cm / 29.2"

CONFIG. 9



386 cm / 151.97"  
SD 74 cm / 29.2"

360 cm / 141.73"  
SD 74 cm / 29.2"

SH 38 cm / 15"

SD = seat depth  
SH = seat height with legs