



## Astro 2 Series

### Three-speed wet-rotor circulators

NSF 372



#### SOLUTION OUTLINE

FILE NO: 10.125  
DATE: APRIL 2020

SUPERSEDES: 10.125  
DATE: DECEMBER 2019

## MORE VALUE BUILT IN

### BENEFITS

# 30

MONTHS  
WARRANTY

With four new sizes, the Astro 2 circulator range allows you to service more customers and address a broader range of applications.

**Astro 2 circulators offer contractor-friendly features for fast and convenient installation.**

**Astro 2 circulators will provide your customers years of trouble-free operation.**

**With new selection tools, finding the right Astro 2 model for your situation couldn't be easier.**

## BUILT TO WIN

**R**unning a contracting business is challenging. You want solutions that make your work easier, and simplify your installations. Armstrong understands your requirements and has built in the functionality and reliability you need to be successful.

Compare and check the details. Armstrong has listened to contractors and added a host of new features to the Astro 2 circulator line. No other circulator line on the market is designed with such attention to detail, and offers as much value to your contracting business and customers.

Expanded line with four new models. Astro 280, 290, 210 and 286 models are now available in both cast iron and stainless steel, allowing you to serve an even wider range of applications. The full Astro 2 offering for hydronics applications covers 100% of common competing models.

## KEY FEATURES

**Cross-reference information is printed on the box, for convenient access.**

**e-Coating on the inside of cast-iron volutes provides enhanced corrosion protection for improved reliability.**

**Flange-to-flange compatibility offers quick and easy exchange of competing models.**

**Large wiring box and convenient plug-in terminal strip save time.**

**High-flow check valve, is pre-installed for convenience. Where the installation does not call for a check valve, it can be removed in seconds.**

## Motor data

MODEL	INPUT	SPEED	FULL LOAD AMP DRAW (A)	NOMINAL POWER (W)
ASTRO 210CI/SS	115V, 60HZ Single phase	3	1.72	200
		2	1.50	
		1	1.06	
ASTRO 220SSU		3	0.29	33
		2	0.27	
		1	0.20	
ASTRO 225SSU		3	0.69	83
		2	0.55	
		1	0.43	
ASTRO 230SS/CI/CI-R	3	0.81	97	
	2	0.58		
	1	0.45		
ASTRO 250SS/CI/CI-R	3	0.98	117	
	2	0.79		
	1	0.65		
ASTRO 280CI/SS	3	1.90	218	
	2	1.80		
	1	1.50		
ASTRO 290CI/SS	3	1.90	218	
	2	1.60		
	1	1.40		
ASTRO 280CI/SS 230V	230V, 60HZ Single phase	3	0.90	210
		2	0.86	
		1	0.80	
ASTRO 286CI/SS		1	1.60	375

## TECHNICAL DATA

**Max. fluid temperature\*:** 185°F/85°C (Astro 286 up to 1.35A)  
150°F/65°C (Astro 286 over 1.35A)  
230°F/110°C (all others)

**Max. working pressure:** 150 PSI / 1034 kPa

**Certification:** ETL listed for US and Canada (conforms to UL STD.778 certified to CSA STD. C22.2 NO.108-01)  
NSF 372 (for lead free bronze and stainless steel models)

**Warranty:** 30 months

\*Since water conditions can vary with geographical location (i.e. amount and type of dissolved solids) it is recommended that the operating temperature of the fluid for open (potable) systems be kept as low as possible (i.e. below 150°F or 65°C) to avoid precipitation of calcium.

## MATERIALS OF CONSTRUCTION

**Pump body:** ▪ Cast iron (closed system)  
▪ Stainless steel\*\* (open system)

**Impeller:** Noryl

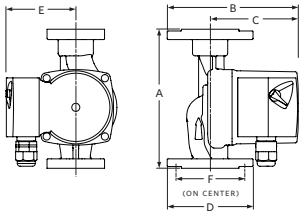
**Shaft:** ceramic

**Bearings:** ceramic

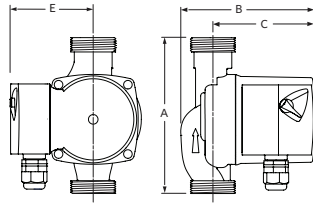
**Gasket:** EPDM

\*\*Certified <0.25 weighted average percent lead (NSF 372) and complies with California Health and Safety code section 116875 (commonly known as AB1953).

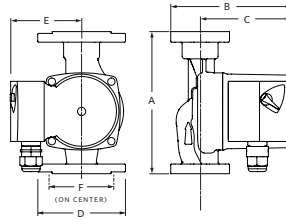
ASTRO 230SS/CI & 250SS/CI



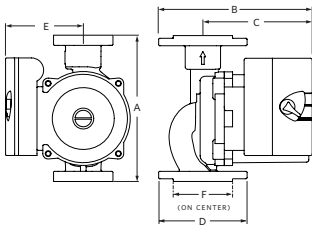
ASTRO 220SSU & 225SSU



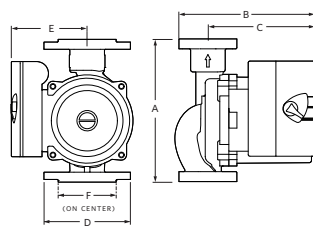
ASTRO 230CI-R & 250CI-R



ASTRO 210CI/SS & 280SS



ASTRO 280CI, 290CI/SS & 286CI/SS



## Dimensions and weights

STAINLESS STEEL*		A	B	C	D	E	F	CONNECTION TYPE & SIZE	WEIGHT
110223-309	Astro 220ssu**	6.00 (152)	5.00 (127)	4.00 (102)	—	3.00 (76)	—	Union - 1/4" NPSM	6.5 (2.9)
110223-310	Astro 225ssu**								
110223-306	Astro 230ss**	6.38 (162)	6.00 (150)	4.00 (102)	4.00 (102)	3.00 (76)	3.25 (80)	Flange - (2) 1/2" dia. bolt holes	8.0 (3.6)
110223-308	Astro 250ss**								
110223-327	Astro 210ss**								
110223-323	Astro 280ss (230V)**	6.50 (165)	6.37 (162)	4.87 (124)	4.00 (102)	3.50 (90)	3.13 (80)	Flange - (2) 1/2" dia. bolt holes	10.1 (4.6)
110223-325	Astro 286ss**								
110223-329	Astro 290ss**	8.50 (216)	6.65 (169)	5.20 (132)	4.00 (102)	3.50 (90)	3.45 (88)	Flange - (2) 1/2" dia. bolt holes	13.2 (6.0)
CAST IRON		A	B	C	D	E	F	CONNECTION TYPE & SIZE	WEIGHT
110223-305	Astro 230ci**	6.38 (162)	6.00 (150)	4.00 (102)	4.00 (102)	3.00 (76)	3.25 (80)	Flange - (2) 1/2" dia. bolt holes	8.0 (3.6)
110223-315	Astro 230ci-R**	6.38 (162)	5.63 (137)	4.00 (102)	4.00 (102)	3.00 (76)	3.25 (80)	Flange - (2) 1/2" dia. bolt holes	8.0 (3.6)
110223-307	Astro 250ci**	6.38 (162)	6.00 (150)	4.00 (102)	4.00 (102)	3.00 (76)	3.25 (80)	Flange - (2) 1/2" dia. bolt holes	8.0 (3.6)
110223-317	Astro 250ci-R**	6.38 (162)	5.63 (137)	4.00 (102)	4.00 (102)	3.00 (76)	3.25 (80)	Flange - (2) 1/2" dia. bolt holes	8.0 (3.6)
110223-326	Astro 210ci**								
110223-322	Astro 280ci (230V)**	6.50 (165)	6.37 (162)	4.87 (124)	4.00 (102)	3.50 (90)	3.13 (80)	Flange - (2) 1/2" dia. bolt holes	10.1 (4.6)
110223-324	Astro 286ci**								
110223-328	Astro 290ci**	8.50 (216)	6.65 (169)	5.20 (132)	4.00 (102)	3.50 (90)	3.45 (88)	Flange - (2) 1/2" dia. bolt holes	13.2 (6.0)

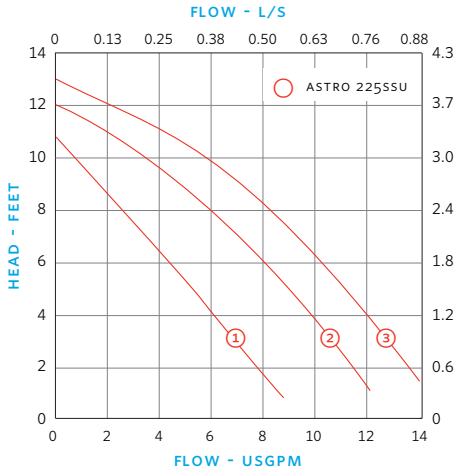
**NOTE:** All dimensions are in inches (mm) and weights in lbs (kg).

\* Certified <0.25 weighted average percent lead and complies with California Health and Safety Code Section 116875 (commonly known as AB 1953).

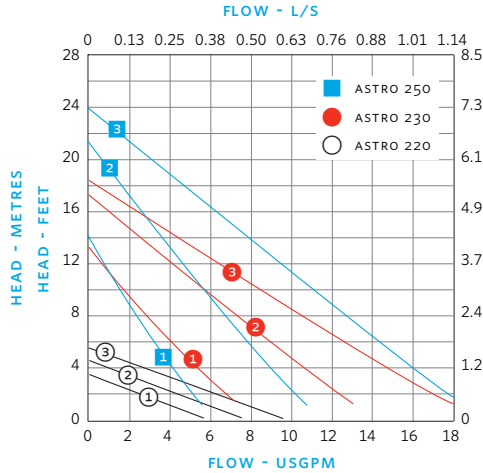
\*\* Removable check valve installed at pump outlet.

# Performance curves

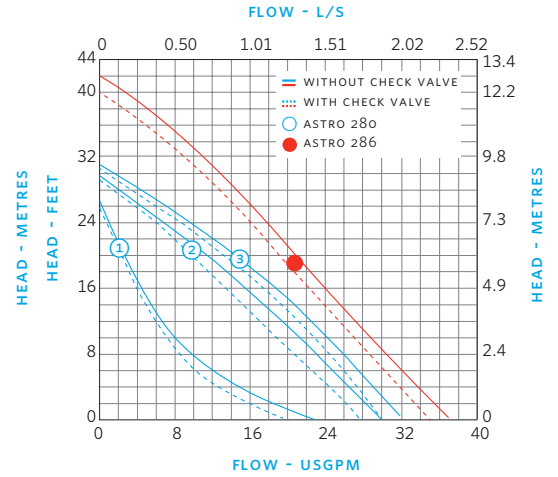
ASTRO 225SSU



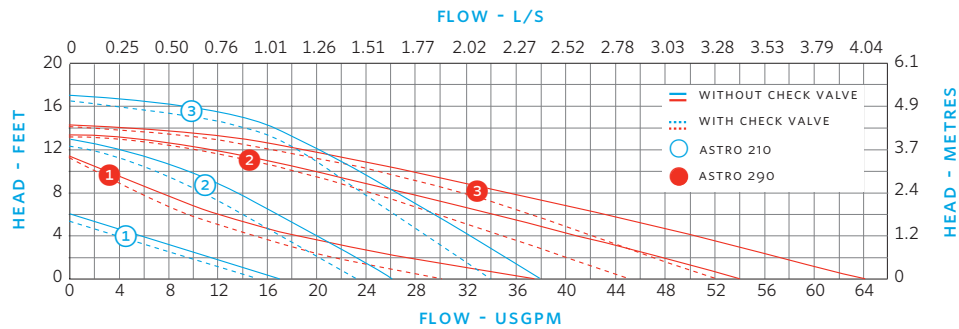
ASTRO 220, 230, 250



ASTRO 280, 286



ASTRO 210, 290



**TORONTO**

+1 416 755 2291

**BUFFALO**

+1 716 693 8813

**BIRMINGHAM**

+44 (0) 8444 145 145

**MANCHESTER**

+44 (0) 8444 145 145

**BANGALORE**

+91 (0) 80 4906 3555

**SHANGHAI**

+86 (0) 21 5237 0909

**SÃO PAULO**

+55 11 4785 1330

**LYON**

+33 (0) 420 102 625

**DUBAI**

+971 4 887 6775

**MANNHEIM**

+49 (0) 621 3999 9858

For more information, contact your  
Armstrong representative or visit us at:  
[www.ArmstrongFluidTechnology.com/  
ContactUs](http://www.ArmstrongFluidTechnology.com/ContactUs)