

MiniClip Light Switch Module TA-3379-25BK



Guest Room Light Switch

Now you can add a light switch for bedside lighting, desk lights or other lights to MiniClip compatible products.

Simple to Fit

Simple to fit, the MiniClip Light Switch Module just plugs straight into a power socket and your lighting then plugs into its flying lead. No need to employ electricians, this module is certified to UL153 and literally is plug and play.

MiniClip and PowerHub Compatible

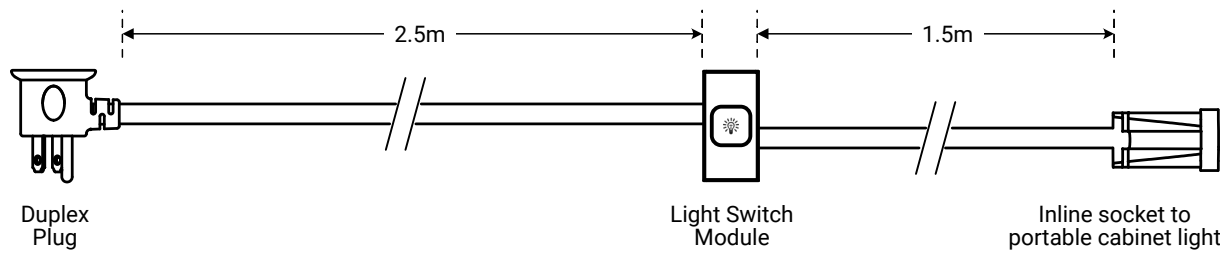
This 25mm module is compatible with the MiniClip range of trims (50mm and 100mm) and can be paired with any of the other MiniClip Modules or the MediaHub.

It is also designed to fit into the Extender Trim which makes it a perfect companion product for any of Teleadapt's market leading PowerHubs. You can of course fit additional MiniClip Light Switch Modules if you have more lights to control.



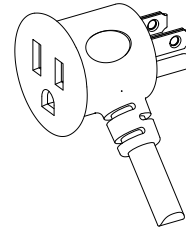
One MiniClip Light Switch Module installed in 50mm trim and two installed in a PowerHub Extender.

Construction

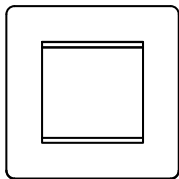


Duplex Plug


- Plug into existing socket.
- Rear socket can be used as an existing appliance (note this is not switched).



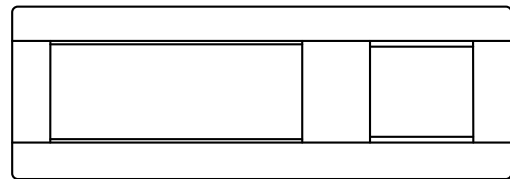
Compatibility



50mm Trim



100mm Trim



Extender Trim

Specifications

- Ideal for controlling local lighting at the bedside or a desk.
- 25mm MiniClip (EuroClip) format.
- Fits in 50mm, 100mm and Extender trims.
- Combine with other MiniClip modules, MediaHub and/or PowerHub.
- Simple installation, plug into existing socket and plug lighting fixture into the flying socket.
- Duplex plug means you don't lose use of a wall outlet.
- Flying leads are 2.5m (duplex plug) and 1.5m (in-line socket).
- No need for specialist electrician to install.
- Suitable for lighting appliances up to 10A.
- UL Certified to UL153 for US and Canada (E528396).