

Fuzzikins[®]

Unicorn Sleepover

Instructions

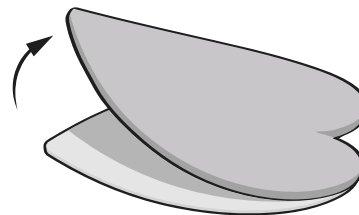
1. Take care colouring your Unicorns, allowing to dry between colours.



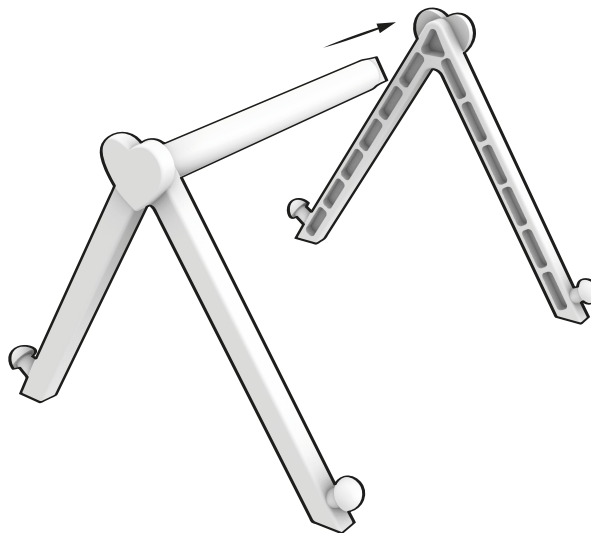
Washing your Fuzzikins.

To remove the ink from your Fuzzikins, rinse gently with luke-warm water (a running tap is best), then dry by patting with kitchen paper and allowing to dry fully before recolouring. Do not rub the surface, or machine wash as this may damage the flocking.



2. Peel the stickers from the backing paper and apply to the beds, tents or masks.



3. Assemble the tents by clipping the ends onto the tent pole.



4. Put the tents onto the frames by locating the holes at the corners and pushing over the pins.



The heart, star and flower symbols match the frame size.

5. Add the eye mask. 6. Try the bed for size



WARNING!

For Ages 3 years+

Not suitable for children under 36 months due to small parts that may represent a choking hazard.

The felt-tip pens in this set are washable, but they may stain certain surfaces, carpets, or fabrics.

Read the instructions before use, follow them and keep them for reference.

Authorised Representative in the EU (for the purposes of Toy Safety Directive): Delphic HSE (Europe) B.V., The Base B, Evert van de Beekstraat 104, Schiphol, 1118CN, Netherlands.

Please Note:

Contents may vary from those featured on this Box.

The Fuzzikins trademark is registered in the UK to PlayMonster UK Ltd

Designed and manufactured by:

PlayMonster UK Ltd.

Artisan, Hillbottom Road, High Wycombe, HP12 4HJ

Please retain our address for future reference.

Copyright 2021 PlayMonster UK Ltd.

PlayMonster



Made in China.

Product Code FF009