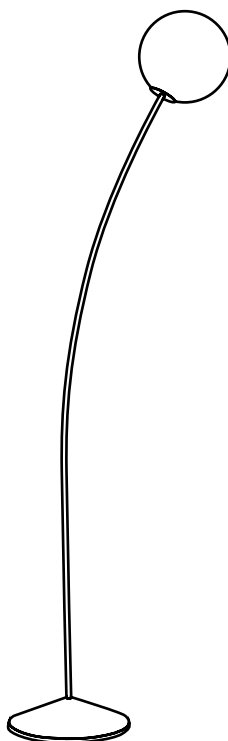

JARDAN

Boyd

Assembly Instructions



Boyd Light




Fully safety tested and certified to
AS/NZS60598.1 & AS/NZS60598.2.4

jardan.com.au

JARDAN

Boyd Assembly Instructions




Components


- A 1 x Boyd Lamp
 - B 1 x Opal Glass Globe
 - C 1 x E27 LED bulb
-

JARDAN

Boyd Assembly Instructions



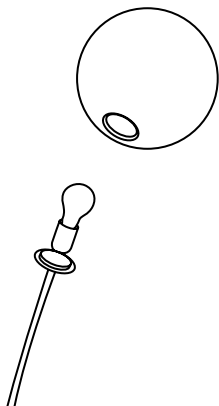
- 1** Unwrap and familiarise yourself with all the components. Note: Glass sphere is packaged separately to lamp body.
-



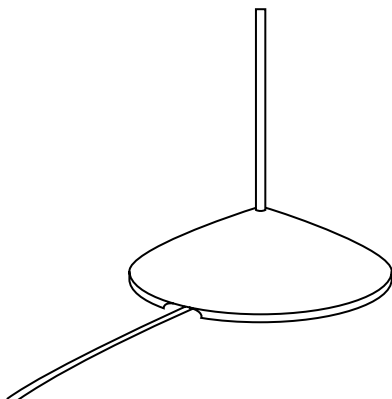
- 2** Fit E27 bulb into bulb holder located at the end of the Boyd lamp base.
-

JARDAN

Boyd Assembly Instructions



- 3** Carefully screw the glass sphere clockwise onto the Boyd lamp body. Ensure you do not over-tighten, as this can cause the glass sphere to crack.
-



- 4** Ensure the cable runs through the prefabricated channel in the base of your Boyd lamp body.
-

JARDAN

This installation guide will help your electrician simply and safely install your Boyd Floor Light. Jordan carries out a test assembly prior to delivery, but please ensure that all necessary components are present and use this handbook as a reference throughout the installation process.



IMPORTANT

Always shut off power to the circuit before starting installation work. This installation must only be done by a licensed electrician. Keep tools away from the surface to avoid scuffing and scratches. Jordan cannot be held responsible for any damage that occurs during installation.

WARNING

Boyd Floor Light is a Type Y Cord attachment. If the external flexible cable or cord of this luminaire is damaged, it shall be exclusively replaced by the manufacturer or his service agent or a similar qualified person in order to avoid a hazard. If the cable is replaced the sticker must be re-applied to the replacement cable or a new one can be issued by Jordan upon request.

Warranty and Care

- Made to last, our lighting is covered by a 1 year structural warranty.
 - Wipe with a dry micro-fibre cloth only, ensuring light is turned off before proceeding.
-

Contact

For more information visit our website. If you can't find what you're looking for our friendly sales team will be happy to help, contact your nearest Jordan store.

jordan.com.au
