

***PX SERIES***

***KIOTI AG TRACTOR***



  
**KIOTI**  
*run ahead of the pack*





▲ PX1052PC/105HP



# Dynamic and Linear design, dependability in the PX series tractors

Keeps you *ahead of the pack*



▲ PX9520/95HP

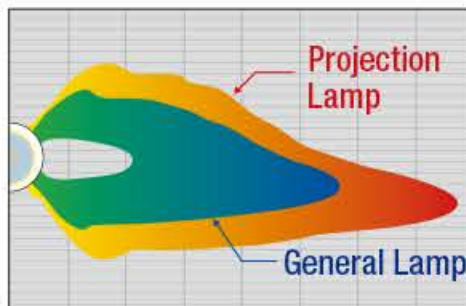
▲ PX1052P C/105HP



# PX Series

## EXTERIOR

*Complete and robust functionality that can come along with any body of work is not tired even to think about your convenience.*



### 1 Projection Lamp

Thanks to the new projection headlamp and working lamp, operators will experience safer and easier operation in dark.

### 2 One-Touch, Open-Typed Bonnet

This allows easy inspection and maintenance, reducing downtime and upkeep costs.



### 3 Lower Wiper Kit

Lower located wipers guarantee clear and broad visibility.







#### **4 Rear Window Wiper**

The rear window wiper makes operators see clearly even when working backward and keep clean from rain and dust!

#### **5 Rear Working Lamp**

PX tractor ensures night work with side lamps and adjustable lamps.

#### **6 Joystick Valve**

Standard dual remote hydraulic valves accommodate a wide variety of attachments and implements.

#### **7 Large Fuel Tank**

120 Litre fuel tank increases operators productivity.

#### **8 Fuel Tank Lock**

Fuel tank lock system to keep fuel safely.

#### **9 Rear Remote Hydraulic Valve**

The PX series comes standard with a dual remote hydraulic valve with different colors to accommodate a wide variety of attachments and implements. PX series tractor offers up to second remote hydraulic valve as an option.





# PX Series

## INTERIOR

*The deluxe cab comes standard with all the comforts of home including: front wipers, a/c and heat, auxiliary power outlet, rearview mirror, jacket hanger, ashtray and sunroof.*

### 1 Reverse Beeper

Reverse and parking brake alert beeper allows for safer operation.

### 2 CD Player

Pleasant working conditions.

### 3 Air Con/ Heating System

Air conditioning & heating system helps operator comfort in all conditions.



### 4 Wide Vision & Ergonomic Levers

Wide wind shields guarantee operators to work easily, comfortably and properly with wide vision. Ergonomic levers help to reduce fatigue and a colour system on levers help to locate your required need.

### 5 Power & Mechanical Shuttle Lever

Shuttle lever enables easy back-and-forth operation, reducing operator's fatigue dramatically. Perfect for loader work! Especially the power shuttle lever which provides easier and softer shuttle operation without pressing the clutch pedal.

### 6 Freely adjustable steering wheel and instrument panel

The steering wheel is fully adjustable to fit each operator's stature. The instrument panel can also be adjusted to give the operator the optimum reading angle.

### 7 Hi-Low Lever

Smooth gearshift with Hi-Low function / No need for the pedal with our new Hand clutch! / Smooth 32 X 32 transmission travel speed with upgrading gearshift.

### 8 Joystick Lever

Joystick lever is standard on the PX series. This lever reduces operators' fatigues during implements working.

### 9 Deluxe Seat

A fully adjustable suspension seat allows the operator to ride in comfort no matter what the job may be.

### 10 Mobile Holder

Keep your mobile safe!







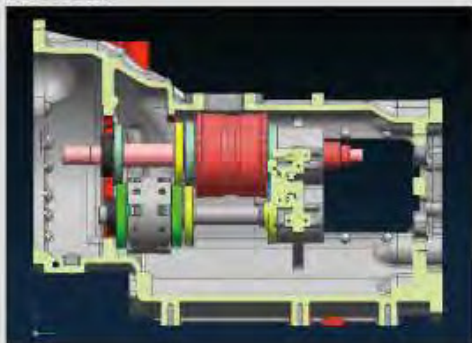
# PX Series

## Performance

*PX series high-performance tractors pack impressive power and smooth handling into one dependable workhorse. With many standard features that are options with the competition and an operator friendly cab, the PX series is ready for any job that demands a durable tractor.*

### ENGINE Sectional

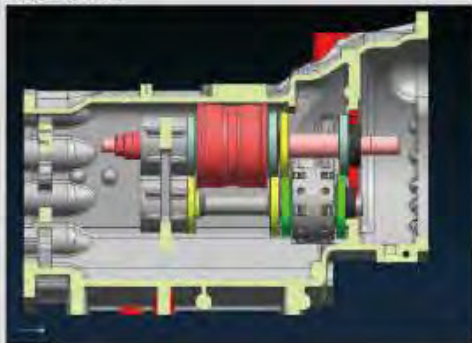
left section



45° angle section



right section



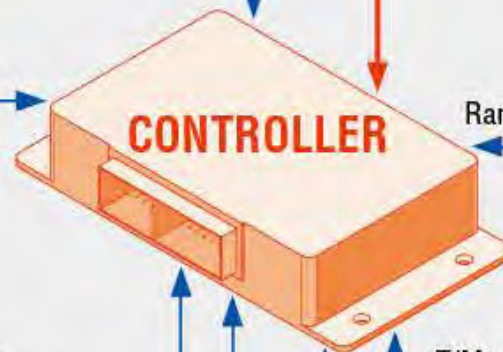
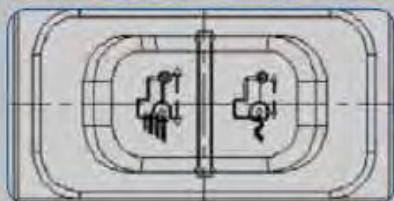


# Power shuttle control system



E/G RPM

## Operation



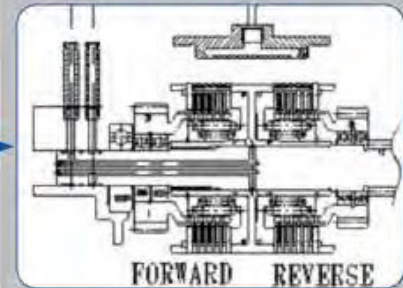
Solenoid Output

Range shift switch

T/M oil temp sensor

Speed sensor

## Transmission



F/R hyd. line





# PX Series

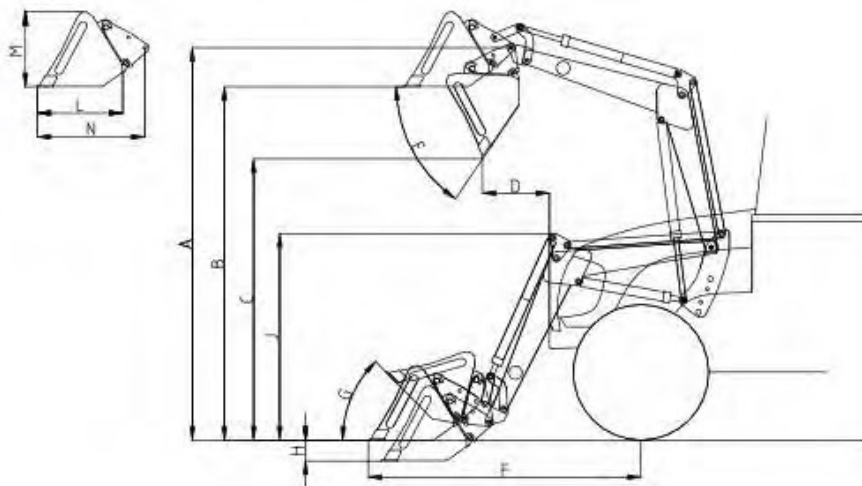
## Front Loader

The Kioti KL Series Loaders are built strong and feature heavy lift capacity with greater lift height and high quality components that enable you to tackle any kind of job with confidence.



### LOADER SPECIFICATIONS

Loader Model KL901 Tractor Model PX9520/PX9520PC/PX1052PC



A	Maximum Lift Height	3,608 mm	142.0
B	Clearance with Attachment Level	3,245 mm	127.8"
C	Clearance with Attachment Dumped	2,641 mm	104.0"
D	Reach at Maximum Height (45°)	582 mm	22.9'
E	Maximum Dump Angle	60.3°	60.3°
F	Reach with Attachment on Ground	2,566 mm	101.0"
G	Attachment Rollback Angle	49.5°	49.5°
H	Digging Depth Below Grade	333 mm	13.1'
J	Overall Height in Carry Position	2,025 mm	79.7'
L	Depth of Attachment (to back of inner shell)	720 mm	28.3'
M	Height of Attachment	641 mm	25.2'
N	Depth of Attachment (to pivot pin)	907 mm	35.7'
	Lift Capacity to Full Height at Pivot Pins	1,726 kgf	3,805 lbs
	Breakout Force at Pivot Pins	2,453 kgf	5,409 lbs
	Lift Cylinder	ø80mmX870mm	Ø3.1X34.3"
	Bucket Cylinder	ø80mmX1450mm	Ø3.1X57.1"
	Bucket Width	2,210mm	87"
	Bucket Weight	203 Kg	447.5 lbs
	Approx. Weight (without Bucket)	777 Kg	1713.0 lbs
	Bucket Capacity	0.74m³(0.48m³)	26.13cu.ft(16.95cu.ft.)





### Easy removal and installation

A built-in parking stand on the front-end loader provides quick and easy removal and installation.



# Specifications

MODEL	PX9520		PX9520PC	PX1052PC
ENGINE				
Model	1104C-44TTG			
Type	4Cyl., In-line Vertical, Water-cooled			
Engine Max HP @ 2400rpm	HP	95		105
Engine Gross	HP(kw)	90		100
Rated revolution	rpm	2,200		
Total displacement	cc/cu in.)	4,399(269)		
Fuel tank capacity	ℓ (us gal)	120 (31.7)		
DRIVE TRAIN				
Transmission	Synchro mesh (Main) / Constant mesh (range)			
Main gear shift X range gear shift	4 X 6			
No. of speeds	16 (4X4)		32 (4X4X2)	
Shuttle Type	Synchromesh		Power Shuttle	
Steering	Hydrostatic Power Steering			
Main Brake Type	Wet Disc Type			
Main Clutch Type	Dry Single Plate Clutch		Multi Wet Disc Clutch	
Mechanical differential lock	Rear Standard			
HYDRAULIC SYSTEM				
3 Point Lift Control Type	Position, Draft, Mixed Control			
Total Hydraulic Flow	ℓpm(cc/rev)	79.2(36)		
Implement Pump	ℓpm(cc/rev)	48.4(22)		
Power Steering Pump	ℓpm(cc/rev)	30.8(14)		
3-Point Hitch Type	Category II			
Lift Capacity @ Lift Point	kg (lbf)	2,400(5,291)		
No. of Standard (Front/Rear)	( 4 / 4 )			
PTO				
Rear PTO Shaft	SAE 1-3/8, 6 Spline			
Type	Independent			
Rated PTO rpm	rpm	540/1,000		
TIRE SIZE				
AG Tire				
Front	12.4-24, 8PR		340/85R24	
Rear	18.4-34, 8PR		460/85R34	
TRAVELING SPEEDS				
Forward	km/h(mph)	0.82-38.36(0.51-23.83)	0.72-38.36(0.45-23.83)	
Reverse	km/h(mph)	0.80-37.33(0.50-23.19)	0.72-38.09(0.45-23.67)	
DIMENSIONS				
Overall Length (w/o front weight and w/3pt hitch)	mm(in.)	4,120(162.2)		
Overall Width (minimum tread)	mm(in.)	2,000(78.7)		
Overall Height (ROPS)	mm(in.)	2,950(116.0)		
Overall Height (Cabin)	mm(in.)	-	2,770(109)	
Wheel Base	mm(in.)	2,305(90.7)		
Ground/Crop Clearance	mm(in.)	495(19.5)		
Weight with ROPS	kg.f	3,500(7716.2)		
Weight with Cabin	kg.f	-	3,630(8,002.8)	

\* NOTE: The specifications are subject to change for the purpose of improvement without any notice.



## Standard Equipment

- Auto 4WD
- Rear PTO
- Rear Weight
- Joystick valve
- AUTO PTO
- Draft Control
- Rear View Mirror
- Parking Brake
- Horn
- 7 Pin Socket
- Head Lamp
- Signal Lamp
- Backward Lamp
- PTO Cover
- Cup Holder
- Outside Lift Control
- Air Conditioner/Heater (Cab Only)
- Rear Window Wiper (Cab Only)
- Refrigerator/Heating cabinet (Cab Only)

## Optional Equipment

- Front Weight
- Additional hyd. Lift cylinder
- Front Fender



**PFG AUSTRALIA**  
 199 Australis Drive, Derrimut VIC 3030 Australia  
 Tel 03 8353 3600 • Fax 03 8353 3699  
[www.kiotitractors.com.au](http://www.kiotitractors.com.au)

Tractor, Implement Area