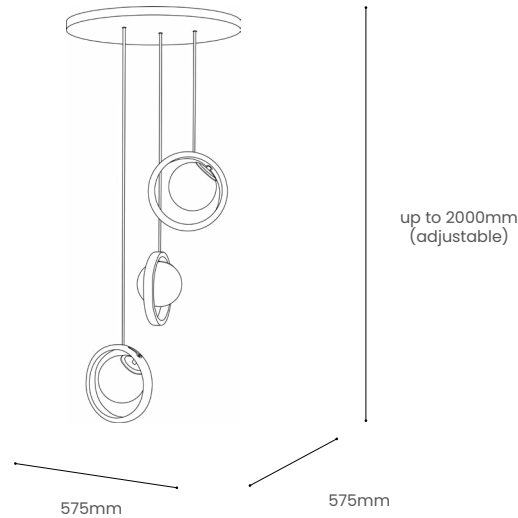


LOER PENDANT SMALL – TRIO CLUSTER

Tom Raffield

Product Specification

Loer Pendant Small - Trio Cluster







Inspired by the elliptical orbits of the planets and moons that line the inner edges of our vast solar system, the Loer Lighting Range brings weightless illumination to any space it reaches. Combining a beautiful translucent glass sphere, sustainable steam bent ash wood and brushed metallic brass, the Loer showcases minimal, nature-inspired design at its finest.

Meaning 'Moon' in Cornish, the Loer showcases a translucent glass orb with clouded bands of warm celestial white light which suspends within a sleek halo of supple ash wood. Three Loer Pendant Small, each held in place by brass detailed fixings, reflect the soft illustrious glow of the spherical globe when illuminated. This statement wooden cluster light is well suited to making a grand entranceway, or as a delightful dining room light.

Designed to ignite your creative flair, our Cluster Lighting Range invites you to make your own mark and curate a truly unique, statement lighting piece tailored to suit your space.

Illuminate space. Seek the extraordinary.

Product Type : Pendant Cluster	SKU	Wood types	Dimensions L x W x H (mm)		Weight (kg)	
			Unboxed	Boxed	Unboxed	Boxed
Loer Pendant Small - Trio Cluster	TR-LOER-P-A-SML-CLS	Ash	≈575 x 575 x 2000	450 x 450 x 450	4.2	6.25
Materials	Ash 		Other materials Glass diffuser  Brass bulb holder 			
Finish	Non-toxic, hard wearing water based varnish - satin					
Ceiling kit options	Brushed brass ceiling plate, bulb holder and cord grips. 	Ceiling kit Ceiling plate: Ø300mm E27 (240v)	Flex Flex colour: gold  Flex length: 2m (Adjustable)	Recommended light bulb Max 9.5W LED		
Care information	Dusting your light regularly and with a light feather duster should keep your light looking clean, otherwise wipe with a damp cloth and remove any moisture with a dry cloth. Gentle furniture polishes can also be used.					
Additional information	<ul style="list-style-type: none"> Suitable for use on 240v circuits. Installation instructions included. 					

Tom Raffield Ltd, F3 Church View Business Park, Bickland Water Rd, Falmouth TR11 4FZ, UK
tomraffield.com contact@tomraffield.com +44 (0) 1326 722725 #tomraffield @tomraffield

Due to the character of handcrafted natural products, all dimensions are approximate. Wood colour may slightly vary.
All products, prices and leadtimes are correct at time of print and are subject to change without notice.