

Audo

COPENHAGEN



EAVE MODULAR SOFA, 96
Designed by *Norm Architects*

The result of a collaboration between Audo Copenhagen and Norm Architects, the Eave Collection of module sofas allows for total customisation of living and lounge spaces thanks to comfortable and generously proportioned corner, open end and chaise longue segments in softly minimal silhouettes.

PRODUCT OPTIONS

Corner



Open section



Pouf



Spec options

Available in fabrics from our upholstery programme. Standard lead times apply.

For custom upholstery, please refer to the guiding textile/leather consumption:
COM Corner: 4,3 m / 4,73 yds
COM Open section: 3,2 m / 3,52 yds
COM Pouf: 3,1 m / 3,41 yds

Prices excl. custom upholstery are equal to Price Category 1 Textile or Leather. Contact sales support to place your order.

The above textile consumption is only valid for textile rolls with a width equal to or greater than 140 cm. For smaller textile rolls, please contact Sales Support for guidance. For textile with pattern, please expect a higher usage for correct pattern fitting. Please contact Sales Support for guidance.

PRODUCT TYPE
Sofa

COLLI
1

ENVIRONMENT
Indoor

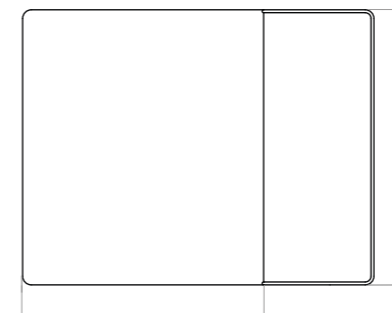
DIMENSIONS

Corner, 96
H: 70 cm / 27,5"
SH: 40 cm / 15,9"
W: 96 cm / 37,8"
D: 96 cm / 37,8"
SD: 66 cm / 25,9"

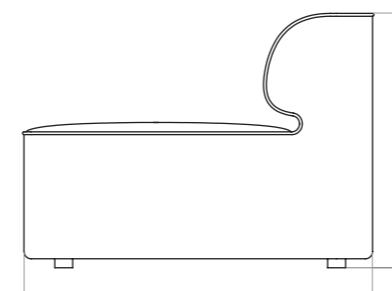
Open section, 96
H: 70 cm / 27,5"
SH: 40 cm / 15,9"
W: 75 cm / 29,5"
D: 96 cm / 37,8"
SD: 66 cm / 25,9"

Pouf, 96
H: 40 cm / 15,7"
SH: 40,5 cm / 15,9"
W: 96 cm / 37,8"
D: 96 cm / 37,8"

Open section



SD: 66 cm / 25,9"



W: 96 cm / 37,7"

TECHNICAL SPECIFICATIONS

PRODUCTION PROCESS
Each module is constructed with a structural frame made from chipboard, plywood and solid wood. Seat, backrest and armrests consist of a double foam layer with no-sag springs.

COLOUR
Dependent upon selected upholstery
Black glides (RAL 9005)

GLOSS
N / A


MATERIALS

Seat
Pine, plywood, MDF, steel (spring), HR
Foam and upholstery

Glides and connector
Plastic, steel, felt

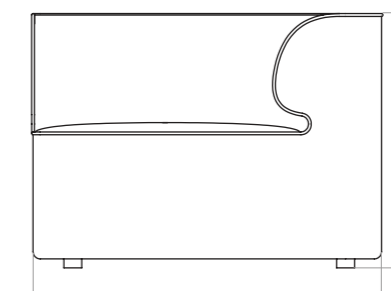
WEIGHT
Corner, 96: 38 kg / 83,8 lb
Open Section, 96: 29 kg / 63,9 lb
Pouf, 96: 35 kg / 77,2 lb

Corner



D: 96 cm / 37,7"


SD: 66 cm / 25,9"



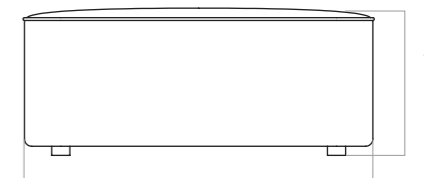
W: 96 cm / 37,7"

H: 70 cm / 27,5"

Pouf



D: 96 cm / 37,7"



W: 96 cm / 37,7"

SH: 40,5 cm / 15,9"

TEST
N / A

CERTIFICATIONS
TSCA title VI compliant

Declare.

PACKAGING TYPE
Brown box

PACKAGING MEASUREMENTS
(H x W x D)

Corner, 96
73 cm x 98 cm x 102 cm /
28,7" x 38,6" x 40,2"

Open section, 96
73 cm x 77 cm x 98 cm /
27,7" x 30,3" x 38,6"

Pouf, 96
41 cm x 96 cm x 96 cm /
16,1" x 37,8" x 37,8"

MATERIALS & MAINTENANCE
Please visit audocph.com for materials, care and maintenance instructions.

The result of a collaboration between Audo Copenhagen and Norm Architects, the Eave Collection of module sofas allows for total customisation of living and lounge spaces thanks to comfortable and generously proportioned corner, open end and chaise longue segments in softly minimal silhouettes.

PRODUCT OPTIONS

Corner left



Corner right



Spec options

Available in fabrics from our upholstery programme.
Standard lead times apply.

For custom upholstery, please refer to the guiding
textile/leather consumption:
COM: 5,1 m / 5,57 yds

Prices excl. custom upholstery are equal to Price Category 1
Textile or Leather. Contact sales support to place your order.

The above textile consumption is only valid for textile rolls with a width equal to
or greater than 140 cm. For smaller textile rolls, please contact Sales Support for
guidance. For textile with pattern, please expect a higher usage for correct pattern
fitting. Please contact Sales Support for guidance.

TECHNICAL SPECIFICATIONS

PRODUCT TYPE
Sofa

COLLI
1

ENVIRONMENT
Indoor

DIMENSIONS
H: 70 cm / 27,5"
SH: 40,5 cm / 15,9"
W: 144 cm / 56,6"
D: 96 cm / 37,8"
SD: 66 cm / 25,9"

PRODUCTION PROCESS
Each module is constructed with a
structural frame made from chipboard,
plywood and solid wood. Seat, backrest and
armrests consist of a double foam layer
with no-sag springs.

COLOUR
Dependent upon selected upholstery
Black glides (RAL 9005)

GLOSS
N / A

MATERIALS

Seat
Pine, plywood, MDF, steel (spring), HR
Foam and upholstery

Glides and connector
Plastic, steel, felt

WEIGHT
37,5 kg / 82,67 lb

CORNER VARIANTS
Corner modules come in left and right
variants according to fabric weave
direction. Please ensure you select the
correct one for your needs.

TEST
N / A

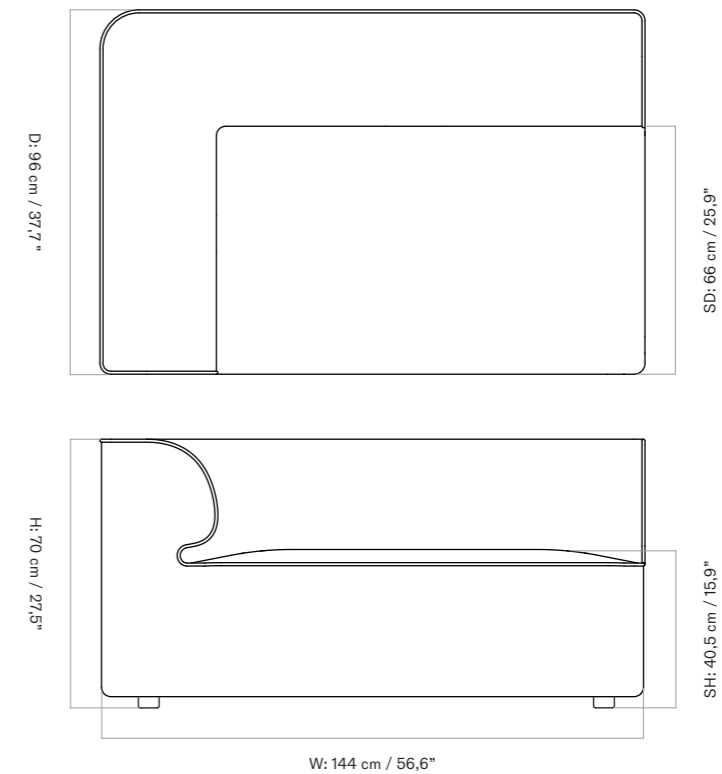
CERTIFICATIONS
TSCA title VI compliant

Declare.

PACKAGING TYPE
Brown box

PACKAGING MEASUREMENTS
(H × W × D)
99 cm × 148 cm × 73 cm /
38,9" × 58,3" × 28,7"

MATERIALS & MAINTENANCE
Please visit audocph.com for materials, care
and maintenance instructions.



The result of a collaboration between Audo Copenhagen and Norm Architects, the Eave Collection of module sofas allows for total customisation of living and lounge spaces thanks to comfortable and generously proportioned corner, open end and chaise longue segments in softly minimal silhouettes.

PRODUCT OPTIONS

Corner left



Corner right



Spec options

Available in fabrics from our upholstery programme.
Standard lead times apply.

For custom upholstery, please refer to the guiding
textile/leather consumption:
COM: 6,1 m / 6,67 yds

Prices excl. custom upholstery are equal to Price Category 1
Textile or Leather. Contact sales support to place your order.

The above textile consumption is only valid for textile rolls with a width equal to
or greater than 140 cm. For smaller textile rolls, please contact Sales Support for
guidance. For textile with pattern, please expect a higher usage for correct pattern
fitting. Please contact Sales Support for guidance.

TECHNICAL SPECIFICATIONS

PRODUCT TYPE
Sofa

COLLI
1

ENVIRONMENT
Indoor

DIMENSIONS
H: 70 cm / 27,5"
SH: 40,5 cm / 15,9"
W: 192 cm / 75,5"
D: 96 cm / 37,8"
SD: 66 cm / 25,9"

PRODUCTION PROCESS
Each module is constructed with a
structural frame made from chipboard,
plywood and solid wood. Seat, backrest and
armrests consist of a double foam layer
with no-sag springs.

COLOUR
Dependent upon selected upholstery
Black glides (RAL 9005)

GLOSS
N / A

MATERIALS

Seat
Pine, plywood, MDF, steel (spring), HR
Foam and upholstery

Glides and connector
Plastic, steel, felt

WEIGHT
38,3 kg / 18,3 lb

CORNER VARIANTS
Corner modules come in left and right
variants according to fabric weave
direction. Please ensure you select the
correct one for your needs.

TEST
N / A

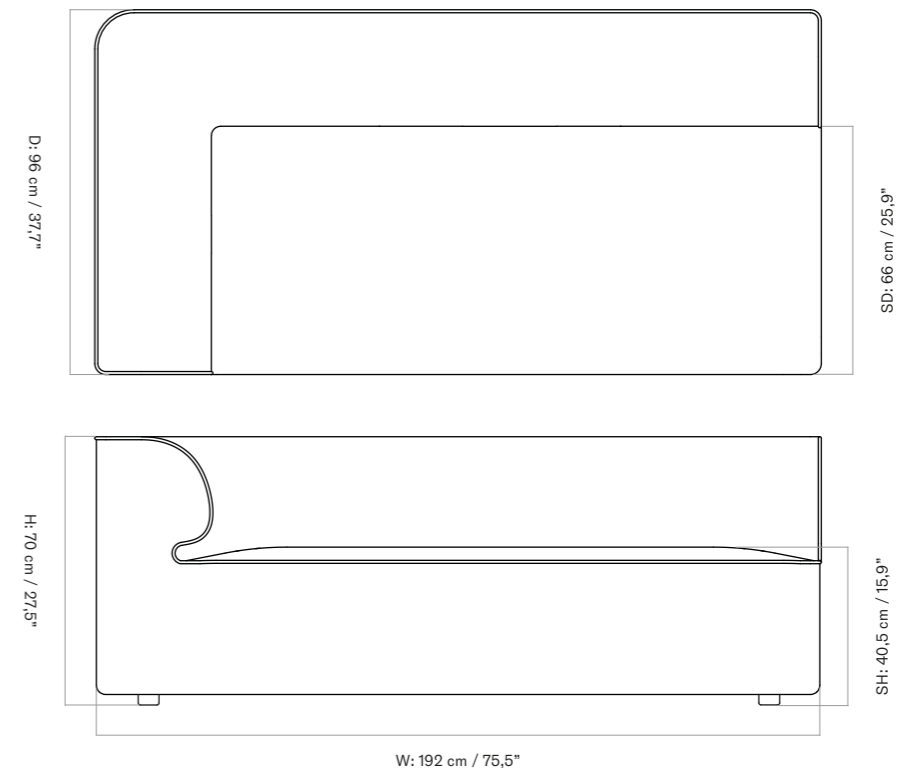
CERTIFICATIONS
TSCA title VI compliant

Declare.

PACKAGING TYPE
Brown box

PACKAGING MEASUREMENTS
(H × W × D)
99 cm × 195 cm × 73 cm /
38,9" × 76,7" × 28,7"

MATERIALS & MAINTENANCE
Please visit audocph.com for materials, care
and maintenance instructions.





EAVE MODULAR SOFA 96, OPEN END 144
Designed by *Norm Architects*

The result of a collaboration between Audo Copenhagen and Norm Architects, the Eave Collection of module sofas allows for total customisation of living and lounge spaces thanks to comfortable and generously proportioned corner, open end and chaise longue segments in softly minimal silhouettes.

PRODUCT OPTIONS

Open end left



Open end right



Spec options

Available in fabrics from our upholstery programme.
Standard lead times apply.

For custom upholstery, please refer to the guiding
textile/leather consumption:
COM: 4,3 m / 4,73 yds

Prices excl. custom upholstery are equal to Price Category 1
Textile or Leather. Contact sales support to place your order.

The above textile consumption is only valid for textile rolls with a width equal to
or greater than 140 cm. For smaller textile rolls, please contact Sales Support for
guidance. For textile with pattern, please expect a higher usage for correct pattern
fitting. Please contact Sales Support for guidance.

TECHNICAL SPECIFICATIONS

PRODUCT TYPE
Sofa

COLLI
1

ENVIRONMENT
Indoor

DIMENSIONS
H: 70 cm / 27,5"
SH: 40,5 cm / 15,9"
W: 144 cm / 56,6"
D: 96 cm / 37,8"
SD: 66 cm / 25,9"

PRODUCTION PROCESS
Each module is constructed with a
structural frame made from chipboard,
plywood and solid wood. Seat, backrest and
armrests consist of a double foam layer
with no-sag springs.

COLOUR
Dependent upon selected upholstery
Black glides (RAL 9005)

GLOSS
N / A

MATERIALS
Seat
Pine, plywood, MDF, steel (spring), HR
Foam and upholstery

Glides and connector
Plastic, steel, felt

WEIGHT
37,5 kg / 82,67 lb

TEST
N / A

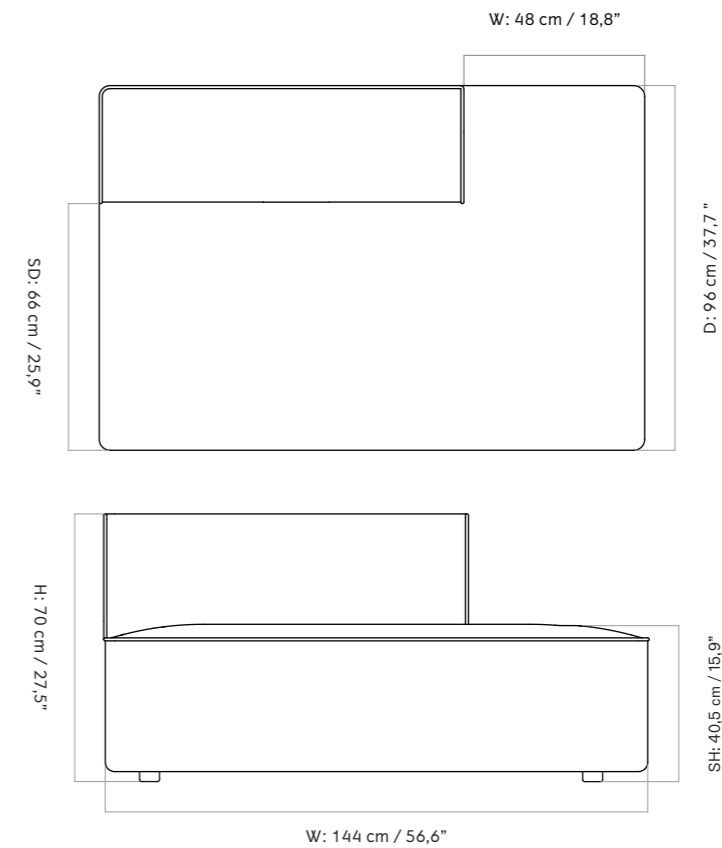
CERTIFICATIONS
TSCA title VI compliant

Declare.

PACKAGING TYPE
Brown box

PACKAGING MEASUREMENTS
(H × W × D)
99 cm × 148 cm × 73 cm /
38,9" × 58,3" × 28,7"

MATERIALS & MAINTENANCE
Please visit audocph.com for materials, care
and maintenance instructions.





EAVE MODULAR SOFA 96, CHAISE LONGUE
Designed by *Norm Architects*

The result of a collaboration between Audo Copenhagen and Norm Architects, the Eave Collection of module sofas allows for total customisation of living and lounge spaces thanks to comfortable and generously proportioned corner, open end and chaise longue segments in softly minimal silhouettes.

PRODUCT OPTIONS

Chaise Longue left



Chaise Longue right



Spec options

Available in fabrics from our upholstery programme.
Standard lead times apply.

For custom upholstery, please refer to the guiding
textile/leather consumption:
COM: 4,5 m / 4,92 yds

Prices excl. custom upholstery are equal to Price Category 1
Textile or Leather. Contact sales support to place your order.

The above textile consumption is only valid for textile rolls with a width equal to
or greater than 140 cm. For smaller textile rolls, please contact Sales Support for
guidance. For textile with pattern, please expect a higher usage for correct pattern
fitting. Please contact Sales Support for guidance.

TECHNICAL SPECIFICATIONS

PRODUCT TYPE
Sofa

COLLI
1

ENVIRONMENT
Indoor

DIMENSIONS
H: 70 cm / 27,5"
SH: 40,5 cm / 15,9"
W: 144 cm / 56,6"
D: 96 cm / 37,8"
SD: 66 cm / 25,9"

PRODUCTION PROCESS
Each module is constructed with a
structural frame made from chipboard,
plywood and solid wood. Seat, backrest and
armrests consist of a double foam layer
with no-sag springs.

COLOUR
Dependent upon selected upholstery
Black glides (RAL 9005)

GLOSS
N / A

MATERIALS

Seat
Pine, plywood, MDF, steel (spring), HR
Foam and upholstery

Glides and connector
Plastic, steel, felt

WEIGHT
37,5 kg / 82,67 lb

TEST
N / A

CERTIFICATIONS
TSCA title VI compliant

Declare.

PACKAGING TYPE
Brown box

PACKAGING MEASUREMENTS
(H × W × D)
99 cm × 148 cm × 73 cm /
38,9" × 58,3" × 28,7"

MATERIALS & MAINTENANCE
Please visit audocph.com for materials, care
and maintenance instructions.

