



RIDGE HILLS

COLLECTION


This wooden gray stone collection, appearing ancient yet very modern, creates the elemental elegance of greige stone. Linear and geometric patterns enhance the material's layered veining, making it beautifully suited to mid-century, contemporary and classic modern interiors.

RIDGE HILLS

COLLECTION



Villager - ANTHRHI 12"x12"
Coverage: 1 sqft/pc



Sandstone - ANTHRISA 12"x12"
Coverage: 0.969 sqft/pc



Stoney Fields - ANTHRHSF 10"x12"
Coverage: 0.808 sqft/pc



Gateway - ANTHRGA 12"x12"
Coverage: 0.976 sqft/pc



Paramount - ANTHRPA* 12"x15"
Coverage: 0.967 sqft/pc



Driftwood - ANTHRDR312* 3"x12"
Coverage: 0.808 sqft/pc
*sold by the box



Driftwood Pencil - ANTHRDRP


RIDGE HILLS

COLLECTION


PRODUCT SPECS



Sheet Size: 12"x12"
 Chip Size: Multi-Sized
 Thickness: 8 mm
 PCS/Box: 9
 SQFT/Box: 9
 Material: Thassos | Athens Gray
 Wooden Gray



Sheet Size: 11.75"x11.75"
 Chip Size: 1"x0.75"
 Thickness: 8 mm
 PCS/Box: 9
 SQFT/Box: 8.721
 Material: Wooden Gray



Sheet Size: 9.84"x11.81"
 Chip Size: 2"x4"
 Thickness: 10 mm
 PCS/Box: 9
 SQFT/Box: 7.272
 Material: Wooden Gray



Sheet Size: 11.25"x12.5"
 Chip Size: Multi-Sized
 Thickness: 8 mm
 PCS/Box: 10
 SQFT/Box: 9.76
 Material: Thassos | Athens Gray
 Wooden Gray



Sheet Size: 11.61"x12"
 Chip Size: Multi-Sized
 Thickness: 8 mm
 PCS/Box: 10
 SQFT/Box: 9.67
 Material: Athens Gray | Wooden Gray



Piece Size: 2.953"x12.008"
 Chip Size: 3"x12"
 Thickness: 10 mm
 PCS/Box: 15
 SQFT/Box: 3.705
 Material: Wooden Gray



Piece Size:
 Chip Size:
 Thickness:
 PCS/Box:
 Material: Wooden Gray

Application

Residential/Commercial

Presentation

Mesh Mounted
 Loose Piece

Recommended Uses

- | | |
|---|---|
| <input checked="" type="checkbox"/> Interior Wall | <input checked="" type="checkbox"/> Exterior Wall |
| <input type="checkbox"/> Interior Floor | <input type="checkbox"/> Exterior Floor |
| <input checked="" type="checkbox"/> Backsplash | <input checked="" type="checkbox"/> Interior Countertop |
| <input checked="" type="checkbox"/> Shower / Wet Area | <input type="checkbox"/> Exterior Countertop |
| <input checked="" type="checkbox"/> Fireplace Surrounds | <input type="checkbox"/> Pool / Fountain |

*ANTHRHPA
 Int/Ext Floor

*ANTHRHDR312
 Int/Ext Floor, Pool/Fountain