

HUES
Ceramic

ARCHITECTURAL
CERAMICS **AC**



COLORS

COLOR GROUP 0



White

AVAILABLE IN GLOSSY AND MATTE

Ivory

AVAILABLE IN GLOSSY AND MATTE

Light Grey

AVAILABLE IN GLOSSY AND MATTE

COLOR GROUP 1



Warm White Glossy

Almond Glossy

Black Glossy

COLOR GROUP 2



Latte

AVAILABLE IN GLOSSY AND MATTE

Greige

AVAILABLE IN GLOSSY AND MATTE

Stone

AVAILABLE IN GLOSSY AND MATTE

COLOR GROUP 3



Lemon Glossy

Golden Glossy

Orange Glossy

Sand Glossy

Tan Glossy



Citron Glossy

Sage Green Glossy

Forest Green Glossy

Medium Blue Glossy

Royal Blue Glossy

Smoke Grey Glossy

COLOR GROUP 4



Red Glossy


SPECIAL PIECES




White Glossy Wavy
4x10 WW



White Matte Wavy
4x10 WW




White Glossy Beveled
3x6 BV, 4x10 BV



Ivory Glossy Beveled
3x6 BV



Light Grey Glossy Beveled
3x6 BV, 4x10 BV



Warm White Glossy Beveled
3x6 BV



Almond Glossy Beveled
3x6 BV



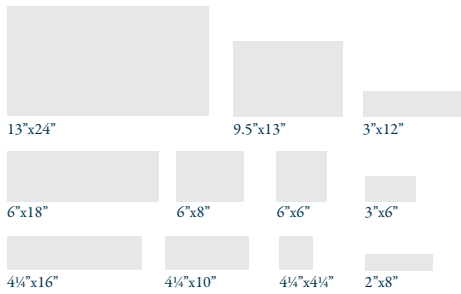
Black Glossy Beveled
3x6 BV, 4x10 BV







SIZES



TECHNICAL SPECIFICATIONS

DESCRIPTION	ASTM	ANSI	RESULT
Water Absorption	C-373	≤ 20%	Meets or Exceeds
Break Strength (lbs.)	C-648	≥ 90 lbs	Meets or Exceeds
Scratch Hardness	MOH's Scale	N/A	4.0-6.5
Chemical Resistance	C-650	Unaffected	Unaffected
Shade and Texture Rating	V	N/A	V1

Complies with ANSI A137.1

TRIMS



1. White Matte Only; 2. Glossy Only; 3. Black Glossy Only; 4. Black Glossy Not available; 5. Almond Glossy Only; 6. Forest Green Glossy Only; 7. Light Blue Glossy Not available; 8. Greige Glossy/Greige Matte Only; 9. Latte Matte Not available; 10. Latte Glossy/Latte Matte Not available.

TRIMS DESCRIPTION

SKU #	Description
A106	3/8x6 Bead
AC106	3/8x6 Bead Out Angle
AK106	3/8x3/4 Universal In Angle
A4200	2x6 Radius Cap
AN4200	2x2 Radius Cap Angle
AT8262	2 1/8x2 5/8x6 Sink Rail
ATC8262	2 1/8x2 5/8 Sink Rail Angle
AT3401	4 1/4x4 1/4 Cove Base
STCR/L3401	4 1/4x4 1/4 Cove Angle
STCR/L1663	3x6 Cove Angle
AT3410	4x6 Cove Base
ATCR/L3410	4x6 Cove Angle
AT3610	6x6 Cove Base
ATCR/L3610	6x6 Cove Angle
S4289	2x8 Surface Bullnose
S4269	2x6 Surface Cap
SN4269	2x2 Surface Cap Angle
S4369	3x6 6" Surface Bullnose
S4639	3x6 3" Surface Bullnose
SN4339	3x3 Surface Bullnose Angle
S4312	3x12 Surface Bullnose
S4449	4 1/4x4 1/4 Surface Bullnose
SN4449	4 1/4x4 1/4 Surface Bullnose Angle
S4669	6x6 Surface Bullnose
SN4669	6x6 Surface Bullnose Angle
S4310	3x10 Surface Bullnose
S4169	4x16 Surface Bullnose
S4618	6x18 Surface Bullnose
S439	3x9.5 Surface Bullnose
S439	3x9.5 Surface Bullnose

Color	2x8	3x6	3x12	4x4	4x10	4x16	6x6	6x8	6x18	13x24	9x13
White Glossy	x	x	x	x	x	x	x	x	x	x	x
White Matte	x	x	x	x	x	x	x		x		
Ivory Glossy	x	x		x	x	x	x	x	x		
Ivory Matte		x		x	x	x	x				
Light Gray Glossy	x	x	x	x	x	x	x	x	x		
Light Gray Matte		x	x	x	x	x	x				
Black Glossy		x		x							
Warm White Glossy		x			x						
Almond Glossy		x			x						
Latte Glossy		x		x	x		x		x		
Latte Matte		x		x	x		x				
Greige Glossy		x		x	x	x	x		x		
Greige Matte		x		x	x	x	x				
Stone Glossy		x		x	x		x		x		
Stone Matte		x		x	x		x				

Color	3x6	4x4	6x6	4x10
Sand Glossy	x	x	x	
Tan Glossy	x	x	x	
Golden Glossy	x	x	x	
Red Glossy	x	x	x	x
Lemon Glossy	x	x	x	
Orange Glossy	x	x	x	
Citron Glossy	x	x	x	
Sage Green Glossy	x	x	x	
Forest Green Glossy	x	x	x	
Light Blue Glossy	x	x	x	
Medium Blue Glossy	x	x	x	
Royal Blue Glossy	x	x	x	
Smoke Gray Glossy	x	x		

DESCRIPTION

The Hues collection has been revamped with a variety of formats and finishes to make it even more modern and versatile. Ideal for any commercial or residential space, let our color palette be your inspiration for your

INSTALLATION & MAINTENANCE

Hues may be installed using standard ceramic tile installation methods and materials, as recommended by the Tile Council of North America (TCNA). An Architectural Ceramics sales representative will advise you on general installation questions.

ITEMS IN STOCK

- 3x6 White Glossy Wall Tile
- 4x16 White Glossy Wall Tile
- 2x8 White Matte Wall Tile
- 3x6 - 6" Bullnose White Glossy

Lead times for specialty & non-stocked items varies depending on product ordered, quantity, and destination. Please contact ACI to determine the lead time to order samples and material.

WEBSITE

www.architecturalceramics.com/catalogs

PLEASE NOTE THIS LINK IS CASE SENSITIVE

CONTACT INFORMATION:

www.architecturalceramics.com

1.800.287.1742

For general sales inquiries: sales@architecturalceramics.com

For commercial & hospitality sample requests: samples@architecturalceramics.com

Headquarters: 800 E Gude Dr Suite F Rockville, MD 20850