


TECHNICOLOR

Technical Porcelain

ARCHITECTURAL CERAMICS



COLORS




SUPER WHITE



AVORIO



BEIGE




SILVER GRAY




ASH GRAY



BLUE



GRIGIO




TOBACCO




NERO



SUPER BLACK



16x19 Random Linear Mosaic
AVAILABLE IN ALL COLORS



2x2 Mosaic
AVAILABLE IN ALL COLORS





AVAILABLE SIZES	FIELD				MOSAICS		TRIM		
	24x24	12x24	6x24	12x12	2x2	13x19 Random Linear	4x12 BN	6x12 CB	1x6 C Corner
Super White	M, <i>P</i>	M*	M, <i>P</i>	M, <i>P</i>	M*	M	M	M	M
Avorio	M, <i>P</i>	M, P	M, <i>P</i>	M, <i>P</i>	M	M	M	M	M
Beige	M, <i>P</i>	M, P	M, <i>P</i>	M, <i>P</i>	M	M	M	M	M
Silver Gray	M, <i>P</i>	M, P	M, <i>P</i>	M, <i>P</i>	M	M	M	M	M
Ash Gray	M, <i>P</i>	M*, P*	M, <i>P</i>	M, <i>P</i>	M*	M	M	M	M
Blue	M, <i>P</i>	M, P	M, <i>P</i>	M, <i>P</i>	M	M	M	M	M
Grigio	M, <i>P</i>	M, P	M, <i>P</i>	M, <i>P</i>	M	M	M	M	M
Tobacco	M, <i>P</i>	M, P	M, <i>P</i>	M, <i>P</i>	M	M	M	M	M
Nero	M, <i>P</i>	M, P	M, <i>P</i>	M, <i>P</i>	M	M	M	M	M
Black	M, <i>P</i>	M, P	M, <i>P</i>	M, <i>P</i>	M	M	M	M	M

M=Matte finish, P=Polished finish, *Stocked Sizes

Italicized items are special order from China with extended lead times. Please consult an ACI sales rep for sample & product availability.

Lead times for specialty & non-stocked items varies depending on product ordered, quantity, and destination. Please contact ACI to determine the lead time to order samples and material.

DESCRIPTION

From super white and black to of-the-moment light blue, the hues found in the Technicolor collection make up a designer's go-to palette, with five warm and five cool tones. This minimalist, technical porcelain has polished and unpolished finishes and a versatile size package including planks and rectangles. Random liner mosaics and 2"x2" mosaics complete the picture.

INSTALLATION & MAINTENANCE

Technicolor may be installed using standard ceramic tile installation methods and materials, as recommended by the Tile Council of North America (TCNA). An Architectural Ceramics sales representative will advise you on general installation questions.

TECHNICAL INFORMATION

ORIGIN: CHINA

AVAILABLE FINISHES: MATTE, POLISHED

TYPE: TECHNICAL PORCELAIN

EDGE: RECTIFIED

LOOK: MONOCHROMATIC, SOLID

APPLICATION: WALL & FLOOR

USE: COMMERCIAL & RESIDENTIAL

PACKAGING: PLEASE CONSULT YOUR ACI SALES REP FOR PACKAGING INFORMATION

COLOR VARIATION: V1 - MODERATE VARIATION

THICKNESS: MATTE FINISH 9.5MM, POLISHED FINISH 8.8MM

PORCELAIN ENAMEL INSTITUTE SCALE: N/A

DYNAMIC COEFFICIENT OF FRICTION: >.42

BREAKING STRENGTH: COMPLIANT TO ASTM C-648 > 450 LBS

WATER ABSORPTION: < 0.5%

STAIN RESISTANCE: YES

FROST RESISTANCE: YES

ENVIRONMENT: N/A

WEBSITE LINKS

www.architecturalceramics.com/catalogs

PLEASE NOTE THIS LINK IS CASE SENSITIVE

CONTACT INFORMATION:

www.architecturalceramics.com

1.800.287.1742

For general sales inquiries: sales@architecturalceramics.com

For commercial & hospitality sample requests: samples@architecturalceramics.com

Headquarters: 800 E Gude Dr Suite F Rockville, MD 20850