

**BOHO**  
Ceramic

 **ARCHITESSA**  
an Architectural Ceramics brand





# BOHO

 ARCHITESSA  
an Architectural Ceramics brand



BOHO Tear White

[www.architessa.com](http://www.architessa.com)



# BOHO

 ARCHITESSA  
an Architectural Ceramics brand



BOHO Elle Greige Stone

[www.architessa.com](http://www.architessa.com)



BOHO

ARCHITESSA  
an Architectural Ceramics brand



BOHO Tear Greige Stone

[www.architessa.com](http://www.architessa.com)



BOHO

 ARCHITESSA  
an Architectural Ceramics brand



BOHO Elle Sapphire

[www.architessa.com](http://www.architessa.com)





BOHO Elle Emerald





BOHO Elle Steel



BOHO

ARCHITESSA  
an Architectural Ceramics brand



BOHO Elle Mix

[www.architessa.com](http://www.architessa.com)



BOHO

ARCHITESSA  
an Architectural Ceramics brand




BOHO Tear Mix

[www.architessa.com](http://www.architessa.com)



## COLOR - ELLE



White




Greige Stone




Blue Raku



Sapphire




Emerald



Black



Steel



Mix

\*Fifteen colors randomly mixed in each carton

## COLOR - TEAR




White




Greige Stone



Blue Raku



Sapphire



Emerald



Black



Steel



Mix

\*Fifteen colors randomly mixed in each carton



## AVAILABLE SIZES

	WALL	
	8x8 Elle	4x10 Tear
Black	M	M
Blue Raku	M	M
Emerald	G	G
Greige Stone	M	M
Mix	M	M
Sapphire	G	G
Steel	M	M
White	M	M

M= Matte, G= Glossy

Lead times for specialty & non-stocked items varies depending on product ordered, quantity, and destination. Please contact Architessa to determine the lead time to order samples and material.

## DESCRIPTION

Inspired by chic bohemian style, BOHO comes in two shapes - Tear and Elle. There are plenty of applications for this dimensional ceramic tile with several vibrant colors and neutrals.

## INSTALLATION & MAINTENANCE

BOHO may be installed using standard ceramic tile installation methods and materials, as recommended by the Tile Council of North America (TCNA). An Architessa sales representative will advise you on general installation questions.

## TECHNICAL INFORMATION

TYPE: CERAMIC  
 ORIGIN: SPAIN  
 EDGE: PRESSED  
 THICKNESS: 8MM - 14.5MM  
 LOOK: 3D, TEXTURED  
 SHADE VARIATION: V2 - SLIGHT VARIATION  
 SURFACE ABRASION: N/A  
 TRAFFIC RATING: NOT RECOMMENDED FOR FLOORS

DCOF: N/A  
 BREAKING STRENGTH: N/A  
 WATER ABSORPTION: >10%  
 STAIN RESISTANCE: YES  
 FROST RESISTANCE: NO  
 ENVIRONMENT: 62% RECYCLED CONTENT, EPD

## CONTACT INFORMATION:

[www.architessa.com](http://www.architessa.com)

1.800.287.1742

For general sales inquiries: [sales@architessa.com](mailto:sales@architessa.com)

For commercial & hospitality sample requests: [samples@architessa.com](mailto:samples@architessa.com)

Headquarters: 1803 Research Blvd. Suite 402 Rockville, MD 20850