

# GILT BRICK

Porcelain

ARCHITECTURAL  
CERAMICS





FIELD



Gold \*



Silver \*


WALL



Gold \*



Silver \*




White - *From Chelsea Brick Collection*

\*Stocked Sizes


## MOSAIC / DECO



WHITE \*



GOLD \*



SILVER \*

\*Stocked Sizes

## AVAILABLE SIZES

	FIELD	WALL	MOSAIC
	2.4x8	2.4x9.4	2.87x3.85 Arrow Deco
White		See Chelsea Brick	G*
Gold	G*	F*	G*
Silver	M*	F*	M*

F=Fleck finish, G=Glossy finish, M=Matte finish, \*Stocked Sizes

Note: White tile available in the Chelsea Brick Collection

Lead times for specialty & non-stocked items varies depending on product ordered, quantity, and destination. Please contact ACI to determine the lead time to order samples and material.

## DESCRIPTION

Gilt Brick is a combination of ceramic & porcelain bricks and deco's in colors, textures, & finishes that pay homage to era largely characterized by art deco design.

## INSTALLATION &amp; MAINTENANCE

Gilt Brick may be installed using standard ceramic tile installation methods and materials, as recommended by the Tile Council of North America (TCNA). An Architectural Ceramics sales representative will advise you on general installation questions. The porcelain tiles in this collection are safe to install in wet areas. Metallic finishes should be cleaned with soap and water. Avoid abrasive cleaners and scrubs.

## TECHNICAL INFORMATION

ORIGIN: CHINA

AVAILABLE FINISHES: FLECK, GLOSSY, MATTE

TYPE: PORCELAIN FIELD & MOSAIC & CERAMIC WALL

EDGE: NOT RECTIFIED

LOOK: METALLIC, BRICK

APPLICATION: FLOOR & WALL (FLECK IS WALL ONLY)

USE: COMMERCIAL & RESIDENTIAL (PORCELAIN TILES SAFE FOR LIGHT TRAFFIC FLOOR USE)

PACKAGING: PLEASE CONSULT YOUR ACI SALES REP FOR PACKAGING INFORMATION

COLOR VARIATION: V3 - MODERATE VARIATION

THICKNESS: 10MM/PORCELAIN, 11MM/CERAMIC

PORCELAIN ENAMEL INSTITUTE SCALE: N/A

DYNAMIC COEFFICIENT OF FRICTION: N/A

BREAKING STRENGTH: COMPLIANT TO ASTM C-648 > 250 LBS

WATER ABSORPTION: < 0.5% (PORCELAIN ONLY)

STAIN RESISTANCE: YES

FROST RESISTANCE: YES

ENVIRONMENT: N/A

## WEBSITE LINKS

[www.architecturalceramics.com/catalogs](http://www.architecturalceramics.com/catalogs)

PLEASE NOTE THIS LINK IS CASE SENSITIVE

## CONTACT INFORMATION:

[www.architecturalceramics.com](http://www.architecturalceramics.com)

1.800.287.1742

For general sales inquiries: [sales@architecturalceramics.com](mailto:sales@architecturalceramics.com)

For commercial & hospitality sample requests: [samples@architecturalceramics.com](mailto:samples@architecturalceramics.com)

Headquarters: 800 E Gude Dr Suite F Rockville, MD 20850