



KALA WOOD

ARCHITECTURAL CERAMICS **AC**

RECOMMENDED USE
This material is recommended for indoor floors, walls, countertops, and outdoor walls in commercial and residential application. The use Kala Wood is not recommended for outdoor application or horizontal exterior surfaces. An offset no greater than 30% is recommended, if a staggered pattern is required for tiles of 20" inches or longer. It is also recommended the use of leveler for a proper installation.

The color of tiles printed in this catalog may differ from actual tiles. Tile color reproductions in this catalog are representative only. Slight tone and shade variations are inherent in porcelain tiles. Before selecting a color, we recommend that you contact your local representative, who will provide you with a sample piece of the requested tile.

This porcelain tile product is manufactured with a V2/V3 shade variation. Remember that the amount of color as well as the texture of each piece may vary from tile to tile. Inspect the product immediately upon delivery and select tiles from many boxes during installation to minimize and blend any possible color difference.

INFORMATION

KALA WOOD

GLAZED PORCELAIN TILE

SIZE 8"x40"
MATT FINISH

BIANCO



Available size

8"x40"

MATT

± 0.31" / 8 mm

Color shading  v2

AZURE



Available size

8"x40"

MATT

± 0.31" / 8 mm

Color shading  v2

INFORMATION

CARE AND MAINTENANCE
Do not apply any wax or sealer to the product after installation. Regular cleaning is the best way to keep Kala Wood tiles looking good. Use clean, hot water (add household cleaner for more aggressive cleaning). Rinse thoroughly and dry with a soft cloth to prevent water spots.

WARRANTY
This product will meet or exceed the performance specifications set out in ANSI A137.1- 2012.

Color Shading



V1

UNIFORM APPEARANCE



V2

SLIGHT VARIATION



V3

MODERATE VARIATION











V4

SUBSTANTIAL VARIATION

TILE PERFORMANCE DATA

GLAZED PORCELAIN TILE

PHYSICAL PROPERTIES	TEST ASTM	NORTH AMERICAN STANDARD A137.1*	RESULTS
 Water absorption *	C373	≤ 0.5%	COMPLY WITH ANSI A137.1
 DCOF Average dynamic coefficient of friction **	BOT 3000 test	≥ 0.42	≥ 0.42
 Resistance to freeze/thaw cycling *	C1026	As reported	RESISTANT
 Warpage (edge)	C485	Warpage ± 0.4% or ± 0.05 in	COMPLY WITH ANSI A137.1
 Warpage (diagonal)	C485	Warpage ± 0.4% or ± 0.07 in	COMPLY WITH ANSI A137.1
 Wedging	C502	± 0.25% or ± 0.03 in	COMPLY WITH ANSI A137.1
 Chemical resistance	C650	As reported	UNAFFECTED
 Thickness	C499	Range: 0.04 in	COMPLY WITH ANSI A137.1

* Average values referred to our production and related to the matt finish of the product.
** As far as values relating to the matt finish of the product and to tests carried out by certified external laboratories whose results are available upon request at Headoffice, we are willing to check the lot you are interested in purchasing.
- Be sure to use pavers belonging to the same caliber.
- Test results are available on request.
- The information provided can be subject to change.



www.architecturalceramics.com

ARCHITECTURAL CERAMICS **AC**