


LITHIO

Unglazed Porcelain


ARCHITECTURAL CERAMICS




COLORS




Extra White



Ivory




Light Grey



Taupe



Dark Grey




Chocolate




Super Black

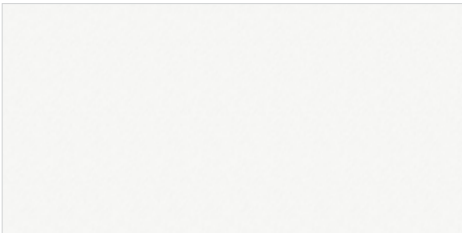
EXTRA WHITE




24x24




12x12



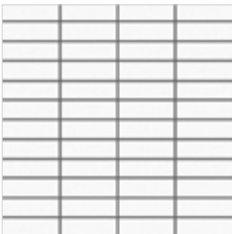
12x24



6x24




4x24




1x3 Mosaic
12x12 Sheet


LIGHT GREY



24x24



12x12



12x24



6x24




4x24



1x3 Mosaic
12x12 Sheet

DARK GREY



24x24



12x12



12x24



6x24




4x24




1x3 Mosaic
12x12 Sheet

SUPER BLACK



24x24



12x12




12x24



6x24




4x24




1x3 Mosaic
12x12 Sheet


IVORY



24x24




12x12




12x24



6x24




4x24




1x3 Mosaic
12x12 Sheet


TAUPE




24x24



12x12




12x24



6x24




4x24



1x3 Mosaic
12x12 Sheet

CHOCOLATE




24x24




12x12



12x24



6x24



4x24



1x3 Mosaic
12x12 Sheet

AVAILABLE SIZES	FIELD			MOSAIC	TRIM
	24x24	12x24	12x12	1x3	3.88x24 BN
White	M, P	M, P	M	M	M
Super White		M, P	M, P		
Ivory	M, P	M, P	M, P		
Beige		M, P	M, P		
Taupe	M, P	M, P	M, P	M	M
Dark Brown		M, P	M, P		
Light Grey	M, P	M, P	M, P		M
Medium Grey		M, P	M, P		
Dark Grey	M, P	M, P	M, P	M	M
Anthracite		M, P	M, P		
Charcoal		M, P	M, P		
Black	M, P	M, P	M	M	M

M=Matte finish, P=Polished

Lead times for specialty & non-stocked items will vary depending on product ordered, quantity, and destination. Please contact ACI to determine the lead time to order samples and material.

DESCRIPTION

Lithio is an unglazed porcelain in a wide variety of colors, sizes, and finishes.

INSTALLATION & MAINTENANCE

Lithio may be installed using standard ceramic tile installation methods and materials, as recommended by the Tile Council of North America (TCNA). An Architectural Ceramics sales representative will advise you on general installation questions.

TECHNICAL INFORMATION

ORIGIN: CHINA

AVAILABLE FINISHES: MATTE, POLISHED

TYPE: UNGLAZED PORCELAIN

EDGE: RECTIFIED. PLEASE NOTE THE EXTRA WHITE POLISHED AND SUPER BLACK POLISHED DO NOT CALIBRATE AND ARE NOT RECOMMENDED FOR CHECKERBOARD DESIGNS.

LOOK: SOLID, MONOCHROMATIC

APPLICATION: FLOOR & WALL

USE: COMMERCIAL & RESIDENTIAL

PACKAGING: PLEASE CONSULT YOUR ACI SALES REP FOR PACKAGING INFORMATION

COLOR VARIATION: V1 - UNIFORM APPEARANCE

THICKNESS: 3/8"

PORCELAIN ENAMEL INSTITUTE SCALE: N/A

DYNAMIC COEFFICIENT OF FRICTION: 0.45 (MATTE FINISH)

BREAKING STRENGTH: COMPLIANT TO ASTM C-648 > 250 LBS

WATER ABSORPTION: 0.04%

STAIN RESISTANCE: YES

FROST RESISTANCE: YES

ENVIRONMENT: N/A

WEBSITE LINKS

www.architecturalceramics.com/catalogs

PLEASE NOTE THIS LINK IS CASE SENSITIVE

CONTACT INFORMATION:

www.architecturalceramics.com

1.800.287.1742

For general sales inquiries: sales@architecturalceramics.com

For commercial & hospitality sample requests: samples@architecturalceramics.com

Headquarters: 800 E Gude Dr Suite F, Rockville, MD 20850