

CALACATTA CHABLIS

Marble

ARCHITECTURAL
CERAMICS



HONED




18x18 Honed*



12x24 Honed*




12x12 Honed*



6x36 Honed*



3x6 Honed*



1x1 Mosaic Honed*



4x4 Hexagon Honed*



1x2 Basketweave
with Cream Dot
Honed*



2x12 Chair Rail Honed*



0.5x12 Pencil Honed*




4x36 Threshold Honed*

* Stocked Sizes

POLISHED



18x18 Polished*



12x12 Polished*



12x24 Polished*



3x6 Polished*



1x1 Mosaic Polished*



1x2 Basketweave
with Cream Dot
Polished*



1x2 Basketweave
with Silver Dot
Polished*



1x4 Herringbone
Polished*



2x12 Chair Rail Polished*



0.5x12 Pencil Polished*



4x36 Threshold Polished*



6x72 Threshold Polished*

* Stocked Sizes















AVAILABLE SIZES

	FIELD					MOSAIC			
	18x18	12x24	12x12	6x36	3x6	1x1	1x2 Basketweave	4x4 Hexagon	1x4 Herringbone
Calacatta Chablis	H*, P*	H*, P*	H*, P*	H*	H*, P*	H*, P*		H*, P*	P*
Calacatta Chablis with Cream Dot							H*, P*		
Calacatta Chablis with Silver Dot							P*		

H=Honed finish, P=Polished finish, *Stocked Sizes

AVAILABLE SIZES

	TRIM		SUNDRIES	
	2x12 Chair Rail	.5x12 Pencil	6x72 Threshold	4x36 Threshold
Calacatta Chablis	H*, P*	H*, P*	P*	H*, P*

H=Honed finish, P=Polished finish, *Stocked Sizes

Lead times for specialty & non-stocked items will vary depending on product ordered, quantity, and destination. Please contact ACI to determine the lead time to order samples and material.

DESCRIPTION

Calacatta Chablis is a white marble with primarily grey and minor gold veining, similar to true Italian Calacatta Gold. This marble is one of our clients favorites because its more affordable than Calacatta Gold but has the same essence of it.

INSTALLATION & MAINTENANCE

Calacatta Chablis may be installed using standard Natural Stone installation methods and materials, as recommended by the Tile Council of America (TCNA). An Architectural Ceramics sales representative will advise you on general installation questions.

TECHNICAL INFORMATION

ORIGIN: CHINA
AVAILABLE FINISHES: HONED, POLISHED
TYPE: MARBLE
EDGE: CUT TO SIZE
LOOK: MARBLE
APPLICATION: FLOOR & WALL
USE: COMMERCIAL & RESIDENTIAL
PACKAGING: PLEASE CONSULT YOUR ACI SALES REP FOR PACKAGING INFORMATION

COLOR VARIATION: N/A
THICKNESS: 3/8"
PORCELAIN ENAMEL INSTITUTE SCALE: N/A
DYNAMIC PORCELAIN ENAMEL INSTITUTE SCALE:
COEFFICIENT OF FRICTION:
 POLISHED- WET: 0.40, DRY: 0.45
 HONED- WET: 0.47, DRY: 0.53
BREAKING STRENGTH: N/A
WATER ABSORPTION: N/A
STAIN RESISTANCE: THIS PRODUCT IS NATURAL AND MUST BE SEALED & REGULARLY MAINTAINED

WEBSITE LINKS

www.architecturalceramics.com/catalogs

PLEASE NOTE THIS LINK IS CASE SENSITIVE

CONTACT INFORMATION:

www.architecturalceramics.com

1.800.287.1742

For general sales inquiries: sales@architecturalceramics.com

For commercial & hospitality sample requests: samples@architecturalceramics.com

Headquarters: 800 E Gude Dr Suite F Rockville, MD 20850