

# GUAVA

Unglazed Porcelain

ARCHITECTURAL  
CERAMICS



## COLORS



ALMOND



BEIGE



MOSTO




RED



BLUE



GREEN




SALVIA




ORANGE



OCEAN




YELLOW




WHITE



PEARL




BONE



TROPICAL



NUT



GREY



SILVER



GRAPHITE



BLACK















## AVAILABLE SIZES

	FIELD						MOSAIC
	32"x32"	24"x48"	24"x24"	12"x24"	6"x24"	4"x24"	1"x3"
Almond	P*,M*	P*,M*	P*,M*	P*,M*	P*,M*	P*,M*	
Beige	P*,M*	P*,M*	P*,M*	P*,M*	P*,M*	P*,M*	
Black	P,M	P,M	P*,M*	P*,M*	P*,M*	P*,M*	M*
Blue	P,M	P,M	P,M*	P,M	P,M*	P,M*	
Bone	P*,M*	P*,M*	P*,M*	P*,M*	P*,M*	P*,M*	
Gaphite	P,M	P,M	P*,M*	P*,M*	P,M	P,M	
Green	P,M	P,M	P,M*	P,M	P,M*	P,M*	
Grey	P,M	P,M	P*,M*	P*,M*	P*,M*	P*,M*	M*
Mosto	P,M	P,M	P,M	P,M	P,M	P,M	
Nut	P,M	P,M	P,M	P,M	P,M	P,M	
Ocean	P,M	P,M	P,M	P,M	P,M	P,M	
Orange	P,M	P,M	P,M	P,M	P,M	P,M	
Pearl	P,M	P,M	P*,M*	P*,M*	P*,M*	P*,M*	M*
Red	P,M	P,M	P,M*	P,M	P,M*	P,M*	
Salvia	P,M	P,M	P,M	P,M	P,M	P,M	
Silver	P,M	P,M	P,M	P,M	P,M	P,M	
Tropical	P,M	P,M	P,M	P,M	P,M	P,M	
White	P,M	P,M	P*,M*	P*,M*	P*,M*	P*,M*	M*
Yellow	P,M	P,M	P,M	P,M	P,M	P,M	

P= Polished, M= Matte \*Stocked in USA

Lead times for specialty & non-stocked items varies depending on product ordered, quantity, and destination. Please contact ACI to determine the lead time to order samples and material.

## INSTALLATION & MAINTENANCE

Guava may be installed using standard porcelain installation methods and materials, as recommended by the Tile Council of North America (TCNA). An Architectural Ceramics sales representative will advise you on general installation questions.

## TECHNICAL INFORMATION

ORIGIN:  
 AVAILABLE FINISHES: POLISHED & MATTE  
 TYPE: PORCELAIN  
 EDGE: NON-RECTIFIED  
 LOOK: MONOCHROMATIC  
 APPLICATION: FLOOR & WALL  
 USE: COMMERCIAL & RESIDENTIAL  
 PACKAGING: PLEASE CONSULT YOUR ACI SALES REP

COLOR VARIATION: V1  
 THICKNESS:  
 PORCELAIN ENAMEL INSTITUTE SCALE: N/A  
 DYNAMIC COEFFICIENT OF FRICTION:  $\geq 0.42$   
 BREAKING STRENGTH: >1300N  
 WATER ABSORPTION: <0.5%  
 STAIN RESISTANCE: YES  
 FROST RESISTANCE: YES  
 ENVIRONMENT: N/A

## WEBSITE

[www.architecturalceramics.com/catalogs](http://www.architecturalceramics.com/catalogs)

PLEASE NOTE THIS LINK IS CASE SENSITIVE



---

#### **WEBSITE LINKS**

[www.architecturalceramics.com/catalogs](http://www.architecturalceramics.com/catalogs)

PLEASE NOTE THIS LINK IS CASE SENSITIVE

#### **CONTACT INFORMATION:**

[www.architecturalceramics.com](http://www.architecturalceramics.com)

1.800.287.1742

For general sales inquiries: [sales@architecturalceramics.com](mailto:sales@architecturalceramics.com)

For commercial & hospitality sample requests: [samples@architecturalceramics.com](mailto:samples@architecturalceramics.com)

Headquarters: 800 E Gude Dr Suite F Rockville, MD 20850

ARCHITECTURAL  
CERAMICS 