



# GRACE

NATURAL EXCLUSIVITY

ARCHITECTURAL  
CERAMICS



 **LANDMARK**  
CERAMICS



"Precious" is gathering of porcelain tile collections that interpret precious and elegant materials. Prestigious, pure, enchanting, the surface meets contemporary and classic architectures exalting their style and elegance. The decorative power of the graphics and colors ensures impressive results for breathtaking projects.

## A new **landmark** in the ceramic industry

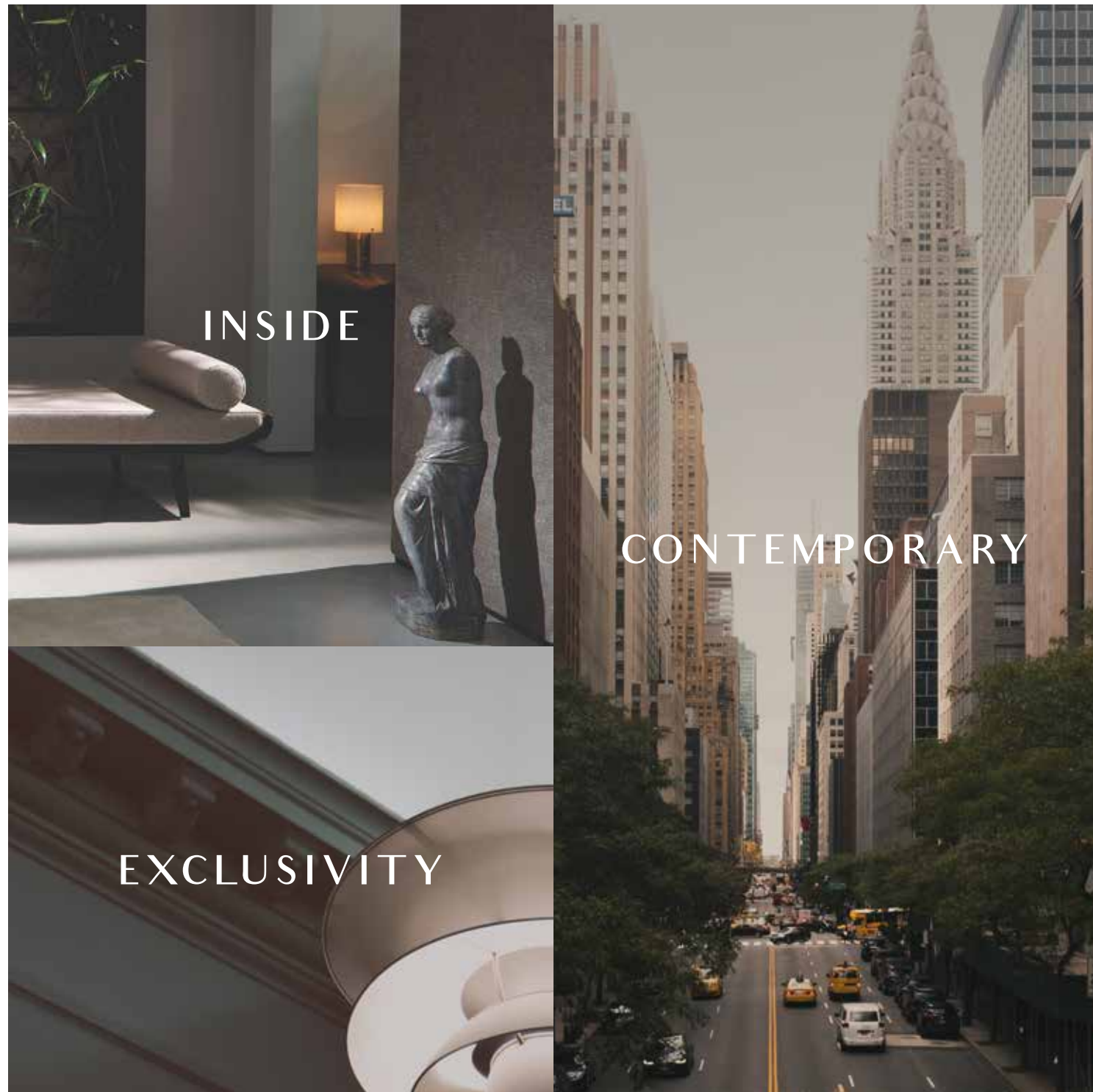
Landmark ceramics is an American company, based in Tennessee that has set out to research, manufacture and sell top quality porcelain ceramics in North America, taking advantage of the proven experience of the Gruppo Concorde, an international leader in the sector. Technological innovation, market presence, attention to detail, the welfare of people and the environment, efficient service and a thorough product range make Landmark a new benchmark in the North American market for those who are looking for a reliable partner for any building and architecture project using US made top quality porcelain tiles.

## GRACE

### NATURAL EXCLUSIVITY

Grace is an elegant collection that combines tasteful tone-on-tone coloring with the strength of the best porcelain tiles, bringing a restrained elegance to an array of aesthetic and design requirements. The warmth of alabastrino travertine is reflected in tiles delicately traced with different colors, conferring a natural airiness to projects of interior design.





INSIDE

CONTEMPORARY

EXCLUSIVITY

## NEW TRAVERTINE & ALABASTRINE INSPIRATION

The collection redefines the concept of exclusivity by proposing soft colors for walls and floors, with hues carefully chosen to decorate modern rooms where intriguing contemporary architecture meets the sophisticated beauty of natural stone.



# A TALE OF AUTHENTICITY AND ELEGANCE

The subtle veining flowing across the porcelain surfaces of Grace confers an exquisite versatility and total naturalness to projects of modern interior design. With a range of decorative elements proposed in the latest forms, such as elegant herringbone patterns, the collection focuses on the natural markings of marble for both wall and floor tiles.

## PROJECT

INDOOR FLOOR DESIGN  
Grace Pure White - 24"x48"  
Grace Gentle Platinum - 12"x24"  
Grace Gentle Platinum Herringbone - 12"x11"  
INDOOR WALL DESIGN  
Grace Pure White, Gentle Platinum - 24"x48"  
Grace Gentle Platinum Herringbone - 12"x11"  
OUTDOOR FLOOR DESIGN  
Frontier20 Travertine Cross Cut Cream (20 mm) - 24"x24"  
OUTDOOR WALL DESIGN  
Frontier20 Travertine Cross Cut Cream (20 mm) - 24"x24"





#### PROJECT

INDOOR FLOOR DESIGN

Pure White - 24"x48"

Gentle Platinum - 12"x24"

INDOOR WALL DESIGN

Gentle Platinum - 24"x48"

Gentle Platinum Herringbone - 12"x11"

# TOTAL NATURALNESS



#### PROJECT

INDOOR FLOOR DESIGN

Pure White - 24"x48"

Gentle Platinum - 12"x24"

Gentle Platinum Herringbone - 12"x11"

OUTDOOR FLOOR DESIGN

Frontier20 Travertine Cross Cut Cream (20 mm) - 24"x24"



# STRIKING AN IMPRESSIVE CHORD

With its delicate tone-on-tone color palette, the Grace collection creates eye-pleasing chromatic combinations. Precious mosaic tesserae are placed alongside different sized tiles within the same space to fashion exclusively refined interiors. The traditional essence of the stone meets the most modern architecture, giving designers complete creative freedom.

## PROJECT

### FLOOR DESIGN

Grace Precious Ivory - 24"x48" - 12"x24"

### WALL DESIGN

Grace Precious Ivory - 24"x48"

Grace Precious Ivory Herringbone - 12"x11"





# DELICATE AESTHETICS



**PROJECT**  
FLOOR DESIGN  
Precious Ivory - 24"x48" - 12"x24"  
WALL DESIGN  
Precious Ivory - 24"x48"



**PROJECT**  
FLOOR DESIGN  
Precious Ivory - 12"x24"  
WALL DESIGN  
Precious Ivory - Mosaic A - 12"x12"





# ELEGANCE OVER EXCLUSIVITY

The Grace collection contains mosaics composed of small and exquisite tesserae that create highly unique and expressive surfaces, allowing designers to decorate space with original shapes and forms, playing with traditional and herringbone patterns. The wall and floor tiles in the collection are crisscrossed with delicate and natural-looking veins to bring a distinctive and subtly sophisticated touch to every room.

**PROJECT**  
FLOOR DESIGN  
Grace Gentle Platinum - 24"x48" - 12"x24"  
WALL DESIGN  
Grace Gentle Platinum - 24"x48"  
Grace Gentle Platinum Mosaic A - 12"x12"





**PROJECT**  
FLOOR DESIGN  
Gentle Platinum 24"x48" - 12"x24"

## DELICATE SOPHISTICATION



**PROJECT**  
FLOOR DESIGN  
Gentle Platinum 24"x48" - 12"x24"  
WALL DESIGN  
Gentle Platinum - 24"x48"



# UTMOST ELEGANCE, SUPERB PERFORMANCE

Produced from the finest porcelain and with its excellent technical performance, Grace is the ideal wall and floor solution for use in residential and commercial areas. Larger sized 24"x48" tiles bring the exclusive and natural effect of alabastrino travertine to the fore, giving designers total freedom and safety in numerous settings and applications.



## PROJECT

FLOOR DESIGN  
Grace Gentle Platinum - 24"x48"  
Grace Elegant Titanium - 12"x24"  
WALL DESIGN  
Grace Elegant Titanium - 12"x24"  
Grace Gentle Platinum - 12"x24"



EXCEPTIONALLY  
NATURAL



**PROJECT**  
FLOOR DESIGN  
Gentle Platinum - 24"x48"  
Elegant Titanium - 12"x24"



**PROJECT**  
FLOOR DESIGN  
Gentle Platinum - 24"x48"  
Elegant Titanium - 12"x24"  
WALL DESIGN  
Elegant Titanium - 12"x24"  
Gentle Platinum - 12"x24"



# TRUE BEAUTY

## PROJECT

### INDOOR FLOOR DESIGN

Grace Sweet Beige - 12"x24"

Grace Sweet Beige Mosaic A - 12"x12"

### OUTDOOR FLOOR DESIGN

Frontier20 Logos Brown (20 mm) - 16"x48"

### BATHTUB

True Elegant Walnut - 8"x40"

### INDOOR WALL DESIGN

Grace Sweet Beige - 12"x24"

Grace Sweet Beige Mosaic A - 12"x12"

True Elegant Walnut - 8"x40"







#### PROJECT

INDOOR FLOOR DESIGN

Sweet Beige - 12"x24"

OUTDOOR FLOOR DESIGN

Frontier20 Logos Brown (20 mm) - 16"x48"

INDOOR WALL DESIGN

Sweet Beige Mosaic A - 12"x12"

True Elegant Walnut - 8"x40"

# CREATIVE FREEDOM



GRACE

#### PROJECT

INDOOR FLOOR DESIGN

Sweet Beige - 12"x24"

Sweet Beige Mosaic A - 12"x12"

BATHTUB


True Elegant Walnut - 8"x40"

INDOOR WALL DESIGN

Sweet Beige - 12"x24"

True Elegant Walnut - 8"x40"





ENERGY EFFICIENT

Tile's inherent thermal mass reduces peak heating and cooling, which helps moderate temperature swings in your home.

Sustainability



ECO-FRIENDLY AND SAFE

Sustainability



FLOOR HEAT FRIENDLY

Sustainability



WATER PROOF

Tile is very compact and impervious therefore doesn't absorb. With tile you'll never have to worry about water.

Safety/Durability



FIRE PROOF

Tile doesn't burn, melt or give off toxic fumes when exposed to fire.

Safety/Durability



PREVENT BACTERIA GROWTH

Tile is completely inhospitable to bacteria. That means no mold or mildew, and a healthier home for you.


Health



SCRATCH RESISTANT

Tile is strong, hard and resistant to most type of scratches.


Safety/Durability



FADE RESISTANT

Tile is stable chromatically over time.

Safety/Durability



DOESN'T BEND

Tile is hard and compact.


Safety/Durability



ZERO ALLERGENES

Tile is both hard and impervious therefore inhospitable to dust mites, bacteria, fungi, mold and other irritants.


Health



ZERO FORMALDEHYDE

Formaldehyde is known to lead to an increased incidence of asthma. Tile has zero formaldehyde.

Health



ZERO PVC ZERO VOC

Tile is completely PVC and VOC (volatile organic compound) free that means a healthier home for you.

Health



PET FRIENDLY

Tile is both dog and cat scratch proof.

Safety/Durability



RESISTANT TO FROST

Tile is snow and ice proof.

Safety/Durability



RESISTANT TO ACID

Safety/Durability



STAIN RESISTANCE

Easy care



EASY TO KEEP CLEAN

Easy care



FLOOR AND WALL

Tile is ideal for both floor and wall application indoor and outdoor.

Versatility



PURE WHITE



Available sizes

Rectified  
Monocaliber

24"x48"  
± 0.35" / 9 mm

Unrectified

12"x24"  
± 0.35"

2"x2"  
12"x12"  
MOSAIC A  
± 0.35"

1.3"x3.8"  
12"x11"  
HERRINGBONE  
± 0.35"

Color shading  V2

PRECIOUS IVORY



Available sizes

Rectified  
Monocaliber


24"x48"  
± 0.35"

Unrectified

12"x24"  
± 0.35"

2"x2"  
12"x12"  
MOSAIC A  
± 0.35"

1.3"x3.8"  
12"x11"  
HERRINGBONE  
± 0.35"

Color shading  V2

SWEET BEIGE




Available sizes

Unrectified

12"x24"  
± 0.35"

2"x2"  
12"x12"  
MOSAIC A  
± 0.35"

1.3"x3.8"  
12"x11"  
HERRINGBONE  
± 0.35"

Color shading  V2

SIZES 24"x48" / 12"x24" / 12"x12" / 12"x11"

MATT FINISH

SIZES 24"x48" / 12"x24" / 12"x12" / 12"x11"

MATT FINISH

GENTLE PLATINUM



Available sizes

Rectified  
Monocaliber

24"x48"  
± 0.35"

Unrectified

12"x24"  
± 0.35"

2"x2"  
12"x12"  
MOSAIC A  
± 0.35"

1.3"x3.8"  
12"x11"  
HERRINGBONE  
± 0.35"

Color shading  V2

ELEGANT TITANIUM



Available sizes

Unrectified

12"x24"  
± 0.35"

2"x2"  
12"x12"  
MOSAIC A  
± 0.35"


1.3"x3.8"  
12"x11"  
HERRINGBONE  
± 0.35"


Color shading  V2


The color of tiles printed in this catalog may differ from actual tiles. Tile color reproductions in this catalog are representative only. Slight tone and shade variations are inherent in porcelain tiles. Before selecting a color, we recommend that you contact your local representative, who will provide you with a sample piece of the requested tile.


This porcelain tile product is manufactured with a V2 shade variation. Remember that the amount of color as well as the texture of each piece may vary from tile to tile. Inspect the product immediately upon delivery and select tiles from many boxes during installation to minimize and blend any possible color difference.

Color Shading

  
V1  
UNIFORM APPEARANCE

  
V2  
SLIGHT VARIATION

  
V3  
MODERATE VARIATION

  
V4  
SUBSTANTIAL VARIATION



MATT FINISH



Pure White  
Mosaic A 2"x2"  
12"x12"



Precious Ivory  
Mosaic A 2"x2"  
12"x12"



Sweet Beige  
Mosaic A 2"x2"  
12"x12"



Gentle Platinum  
Mosaic A 2"x2"  
12"x12"



Elegant Titanium  
Mosaic A 2"x2"  
12"x12"



Pure White  
Herringbone 1.3"x3.8"  
12"x11"



Precious Ivory  
Herringbone 1.3"x3.8"  
12"x11"



Sweet Beige  
Herringbone 1.3"x3.8"  
12"x11"



Gentle Platinum  
Herringbone 1.3"x3.8"  
12"x11"



Elegant Titanium  
Herringbone 1.3"x3.8"  
12"x11"



TRIM TILES

MATT FINISH

COVE BASE



6"x12"

BULLNOSE



3"x24"

PURE WHITE	●	●
PRECIOUS IVORY	●	●
SWEET BEIGE	●	●
GENTLE PLATINUM	●	●
ELEGANT TITANIUM	●	●

RECOMMENDED USE

Grace is recommended for indoor floors, walls, countertops, and outdoor walls in commercial and residential application. The use of Grace is not recommended for outdoor application or horizontal exterior surfaces. Landmark recommends an offset no greater than 30%, if a staggered pattern is required for tiles of 20" inches or longer. Landmark recommends the use of leveler for a proper installation.

CARE AND MAINTENANCE

Do not apply any wax or sealer to the product after installation. Regular cleaning is the best way to keep Grace tiles looking good. Use clean, hot water (add household cleaner for more aggressive cleaning). Rinse thoroughly and dry with a soft cloth to prevent water spots. Please visit [lcusa.com](http://lcusa.com). For further information regarding the care and maintenance of Landmark products.

WARRANTY

Landmark guarantees that its products will meet or exceed the performance specifications set out in ANSI A137.1- 2012 and in the performance specifications section of the Landmark general catalog. For more information, please visit our website at [lcusa.com](http://lcusa.com).

PHYSICAL PROPERTIES	TEST ASTM	NORTH AMERICAN STANDARD A137.1*	RESULTS
Water absorption *	C373	≤ 0.5%	COMPLY WITH ANSI A137.1
DCOF Average dynamic coefficient of friction **	BOT 3000 test	≥ 0.42	≥ 0.42
Resistance to freeze/thaw cycling *	C1026	As reported	RESISTANT
Warpage (edge)	C485	Warpage ± 0.4% or ± 0.05 in	COMPLY WITH ANSI A137.1
Warpage (diagonal)	C485	Warpage ± 0.4% or ± 0.07 in	COMPLY WITH ANSI A137.1
Wedging	C502	± 0.25% or ± 0.03 in	COMPLY WITH ANSI A137.1
Chemical resistance	C650	As reported	UNAFFECTED
Breaking strength	C648	250 lbf or greater	COMPLY WITH ANSI A137.1
Thickness	C499	Range: 0.04 in	COMPLY WITH ANSI A137.1

\* Average values referred to our production and related to the matt finish of the product.  
\*\* As far as values relating to the matt finish of the product and to tests carried out by certified external laboratories whose results are available upon request at Headoffice, we are willing to check the lot you are interested in purchasing.  
- Be sure to use tiles belonging to the same caliber.  
- Test results are available on request.  
- Landmark tiles can be slippery when wet. We recommend to make sure that the surface is always dry.  
- The information provided can be subject to change. Please refer to [lcusa.com](http://lcusa.com) for the latest, most accurate and up-to-date information.







**Landmark Ceramics - UST, Inc.**

1427 N. Main Street  
Mount Pleasant, TN 38474

---

Tel. 931.325.5700

[www.lcusa.com](http://www.lcusa.com)



**Architectural Ceramics**

800 East Gude Dr., STE F  
Rockville, MD 20850

---

Tel. 301.762.4140

[www.architecturalceramics.com](http://www.architecturalceramics.com)

LEARN MORE ABOUT

