



CHARMIE EVO

LUXURY EVOLUTION

ARCHITECTURAL
CERAMICS



 **LANDMARK**
CERAMICS



"Precious" is gathering of porcelain tile collections that interpret precious and elegant materials. Prestigious, pure, enchanting, the surface meets contemporary and classic architectures exalting their style and elegance. The decorative power of the graphics and colors ensures impressive results for breathtaking projects.

A new **landmark** in the ceramic industry

Landmark ceramics is an American company, based in Tennessee that has set out to research, manufacture and sell top quality porcelain ceramics in North America, taking advantage of the proven experience of the Gruppo Concorde, an international leader in the sector. Technological innovation, market presence, attention to detail, the welfare of people and the environment, efficient service and a thorough product range make Landmark a new benchmark in the North American market for those who are looking for a reliable partner for any building and architecture project using US made top quality porcelain tiles.

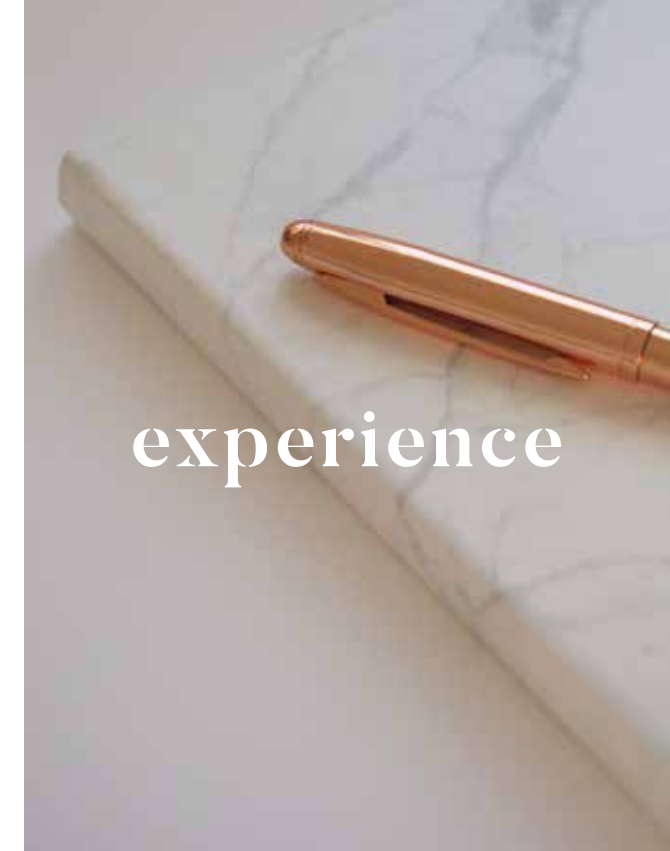
CHARME EVO

LUXURY EVOLUTION

Charme Evo is the natural evolution of marble-effect tile floors and walls, skillfully crafted in the highest quality porcelain. This exclusive range of carefully selected precious marble creates exclusive modern areas. Stunning graphics and the natural feel of the tiles confer a precious quality to interior design projects.



Precious
marble
inspiration



The ceramic marble of Charme Evo brings a distinctive style and elegance to contemporary architecture.

Each unique solution is achieved through an elegant play of veining and the realism of detail.

Where elegance meets performance

Produced from porcelain of the highest quality with its **superior performance**, Charme Evo is the ideal solution for decorating the **walls and floors of residential and commercial** areas. The impressive effect of Charme Evo extends to the exterior areas by introducing **20mm** tiles designed for outdoor spaces. This is an additional benefit when designing settings that flow from the indoors to the outdoors with **continuity in color**.

PROJECT

INDOOR FLOOR DESIGN

Charme Evo Calacatta Black - 24"x24"

Charme Evo Michelangelo Extra White - 24"x48"

OUTDOOR FLOOR DESIGN

Frontier20 Michelangelo Extra White (20mm) - 24"x24"

COUNTER

Charme Evo Michelangelo Extra White - 24"x48"

WALL DESIGN

Charme Evo Calacatta Black Mosaic D - 12"x10"

Charme Evo Calacatta Black - 24"x24"

Charme Evo



PROJECT
INDOOR FLOOR DESIGN
Michelangelo Extra White - 24"x48"
COUNTER
Michelangelo Extra White - 24"x48"

Impeccable
excellence



Charme **Evo**

PROJECT
FLOOR DESIGN
Michelangelo Extra White - 24"x48"



Stylish shapes for a **unique** atmosphere

Placed on walls and floors, the **natural veining** typical of marble is enhanced by **elegant mosaics**, selected to create highly distinctive and unique areas. By including decorative elements with the **expert use of small, beautiful tesserae**, the design acquires an additional layer of expression and greater **freedom of composition**. Charme Evo's entire artistic proposition draws on the decorative graphics of marble, heightening the effect through modern shapes and forms, including **hexagon and herringbone** patterns.

PROJECT

FLOOR DESIGN

Charme Evo Calacatta Black - 24"x24" - 12"x24"

Charme Evo Renoir Plus - 24"x24"

COUNTER DESK

Charme Evo Renoir Plus - 24"x48"

WALL DESIGN


Charme Evo Calacatta Black - 24"x24"

Charme Evo Renoir Plus Herringbone - 12"x11"



PROJECT
 FLOOR DESIGN
 Calacatta Black - 24"x24" - 12"x24"
 WALL DESIGN
 Calacatta Black - 24"x24"

Eye-catching **design**



PROJECT
 FLOOR DESIGN
 Renoir Plus - 24"x24"
 COUNTER DESK
 Renoir Plus - 24"x48"
 WALL DESIGN
 Calacatta Black - 24"x24"
 Renoir Plus Herringbone - 12"x11"

Pure exclusivity

The graphical artistry of Charme Evo evokes **precious marble**, replicating the natural depth of each feature, at its most impressive in the **24"x48"** format tiles. Charme Evo is a masterly balance between **modernity and elegance** and the ideal solution for **walls and floors** in **contemporary settings**. Each marble element features **different colors and veining** in a combination of outstanding beauty that works perfectly even on **larger surfaces**.

PROJECT

INDOOR FLOOR DESIGN

Charme Evo Renoir Plus - 24"x48"

Charme Evo Pearl Grey Herringbone - 12"x11"

OUTDOOR FLOOR DESIGN

Frontier20 Michelangelo Extra White (20mm) - 24"x24"

CONSOLE SINK

Charme Evo Pearl Grey, Renoir Plus - 24"x24"

WALL DESIGN

Charme Evo Renoir Plus - 24"x48" - 12"x24"

Charme Evo Pearl Grey Herringbone - 12"x11"

Charme Evo Pearl Grey Mosaic D - 12"x10"

Charme Evo



PROJECT
INDOOR FLOOR DESIGN
Renoir Plus - 24"x48"
Pearl Grey Herringbone - 12"x11"



PROJECT
WALL DESIGN
Renoir Plus - 24"x48"

Natural **luxury**



Precious experience

Charme Evo imparts a precious **contemporary** feel to **walls and floors**, exquisitely mirrored in the **selection of exclusive materials**. This impact increases when **different sizes and colors** are cleverly **combined** and emphasized by the deft use of **elegant mosaics**.

PROJECT

INDOOR FLOOR DESIGN

Charme Evo Pearl Grey - 12"x24"

Charme Evo Pearl Grey Herringbone - 12"x11"

OUTDOOR FLOOR DESIGN

Frontier20 Michelangelo Extra White (20mm) - 24"x24"

INDOOR WALL DESIGN

Charme Evo Pearl Grey - 24"x24" - 12"x24"

Charme Evo Calacatta Black Mosaic D - 12"x10"

OUTDOOR WALL DESIGN

Frontier20 Logos Brown (20mm) - 16"x48"

Unequivocal **style**



PROJECT
INDOOR FLOOR DESIGN
Pearl Grey - 12"x24"
OUTDOOR FLOOR DESIGN
Frontier20 Michelangelo Extra White (20mm) - 24"x24"



PROJECT
INDOOR FLOOR DESIGN
Pearl Grey - 12"x24"
Pearl Grey Herringbone - 12"x11"

Monochrome palette

Charme Evo produces outstanding **marble-effect porcelain tiles** in a range that combines the beauty of marble veining with the most **advanced technical performance** to create a product that is ideal for commercial spaces and striking contemporary projects. The collection includes a chromatically coordinated **range of decorative elements** to adorn marble-look tiles and to add a special touch to an interior design project.



PROJECT

FLOOR DESIGN

Charme Evo Cote Azure Deluxe - 24"x24" - 12"x24"

WALL DESIGN

Charme Evo Cote Azure Deluxe - 24"x24" - 12"x24"

Charme Evo Cote Azure Deluxe Herringbone - 12"x11"



PROJECT
 FLOOR DESIGN
 Cote Azure Deluxe - 24"x24"
 WALL DESIGN
 Cote Azure Deluxe Herringbone - 12"x11"

Absolutely **precious**



PROJECT
 FLOOR DESIGN
 Cote Azure Deluxe - 24"x24" - 12"x24"



Valuable suggestions

Beauty, wellness and safety are intrinsically linked in the design of **outdoor areas**. With its 20mm version, Charme Evo is the ideal solution for designing spaces with a **superb technical performance**, where safe, anti-slip surfaces are matched by the **highest level of aesthetic quality**. The range of 20mm tiles includes many **special elements** that can give a finishing touch to any design project.

PROJECT

FLOOR DESIGN

Frontier20 Michelangelo Extra White - 24"x24"
Frontier20 Michelangelo Extra White Pool Grid - 6"x24"
Frontier20 Michelangelo Extra White Grid Corner - 6"x24"
Frontier20 Michelangelo Extra White Coping - 24"x13"
Frontier20 Michelangelo Extra White Coping Corner - 24"x13"

WALL DESIGN

Charme Evo Michelangelo Extra White - 24"x48"



Wellness and safety without compromising **the aesthetics**

PROJECT

FLOOR DESIGN

Frontier20 Michelangelo Extra White - 24"x24"

Frontier20 Michelangelo Extra White Pool Grid - 6"x24"


Frontier20 Michelangelo Extra White Grid Corner - 6"x24"

Frontier20 Michelangelo Extra White Coping - 24"x13"

Frontier20 Michelangelo Extra White Coping Corner - 24"x13"

WALL DESIGN

Charme Evo Michelangelo Extra White - 24"x48"



ENERGY EFFICIENT

Tile's inherent thermal mass reduces peak heating and cooling, which helps moderate temperature swings in your home.

Sustainability




ECO-FRIENDLY AND SAFE

Sustainability



FLOOR HEAT FRIENDLY

Sustainability



WATER PROOF

Tile is very compact and impervious therefore doesn't absorb. With tile you'll never have to worry about water.

Safety/Durability



FIRE PROOF

Tile doesn't burn, melt or give off toxic fumes when exposed to fire.

Safety/Durability



PREVENT BACTERIA GROWTH

Tile is completely inhospitable to bacteria. That means no mold or mildew, and a healthier home for you.

Health



SCRATCH RESISTANT

Tile is strong, hard and resistant to most type of scratches.

Safety/Durability



FADE RESISTANT

Tile is stable chromatically over time.

Safety/Durability



DOESN'T BEND

Tile is hard and compact.

Safety/Durability



ZERO ALLERGENES

Tile is both hard and impervious therefore inhospitable to dust mites, bacteria, fungi, mold and other irritants.


Health



ZERO FORMALDEHYDE

Formaldehyde is known to lead to an increased incidence of asthma. Tile has zero formaldehyde.

Health



ZERO PVC ZERO VOC

Tile is completely PVC and VOC (volatile organic compound) free that means a healthier home for you.

Health



PET FRIENDLY

Tile is both dog and cat scratch proof.

Safety/Durability



RESISTANT TO FROST

Tile is snow and ice proof.

Safety/Durability



RESISTANT TO ACID

Safety/Durability



STAIN RESISTANCE

Easy care



EASY TO KEEP CLEAN

Easy care



FLOOR AND WALL

Tile is ideal for both floor and wall application indoor and outdoor.

Versatility

MICHELANGELO EXTRA WHITE



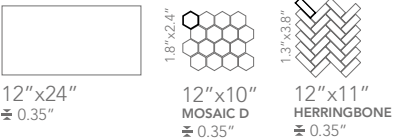
Available sizes



24"x48"
± 0.35" / 9 mm

24"x24"
± 0.35"

24"x24"
± 0.8" / 20 mm



12"x24"
± 0.35"

12"x10"
MOSAIC D
± 0.35"

12"x11"
HERRINGBONE
± 0.35"

Color shading  V2

RENOIR PLUS

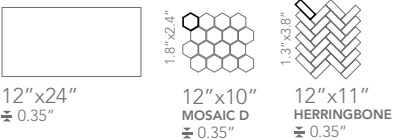


Available sizes



24"x48"
± 0.35"

24"x24"
± 0.35"



12"x24"
± 0.35"

12"x10"
MOSAIC D
± 0.35"

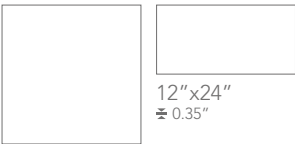
12"x11"
HERRINGBONE
± 0.35"

Color shading  V2

COTE AZURE DELUXE

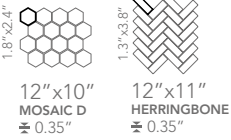


Available sizes



24"x24"
± 0.35"

12"x24"
± 0.35"



12"x10"
MOSAIC D
± 0.35"

12"x11"
HERRINGBONE
± 0.35"

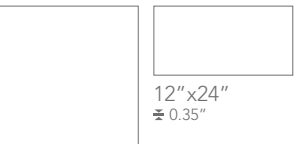
12"x11"
HERRINGBONE
± 0.35"

Color shading  V2

CALACATTA BLACK

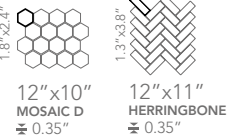


Available sizes



24"x24"
± 0.35"


12"x24"
± 0.35"



12"x10"
MOSAIC D
± 0.35"

12"x11"
HERRINGBONE
± 0.35"

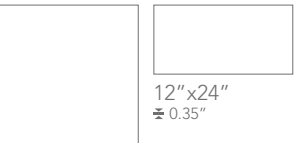
12"x11"
HERRINGBONE
± 0.35"

Color shading  V2

PEARL GREY

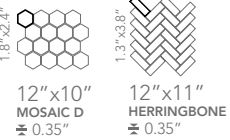


Available sizes



24"x24"
± 0.35"

12"x24"
± 0.35"



12"x10"
MOSAIC D
± 0.35"

12"x11"
HERRINGBONE
± 0.35"

12"x11"
HERRINGBONE
± 0.35"

Color shading  V2

The color of tiles printed in this catalog may differ from actual tiles. Tile color reproductions in this catalog are representative only. Slight tone and shade variations are inherent in porcelain tiles. Before selecting a color, we recommend that you contact your local representative, who will provide you with a sample piece of the requested tile.

This porcelain tile product is manufactured with a V2 shade variation. Remember that the amount of color as well as the texture of each piece may vary from tile to tile. Inspect the product immediately upon delivery and select tiles from many boxes during installation to minimize and blend any possible color difference.

Color Shading



MATT FINISH



Michelangelo Extra White
Mosaic D 1.8"x2.4"
12"x10"



Calacatta Black
Mosaic D 1.8"x2.4"
12"x10"



Renoir Plus
Mosaic D 1.8"x2.4"
12"x10"



Pearl Grey
Mosaic D 1.8"x2.4"
12"x10"



Cote Azure Deluxe
Mosaic D 1.8"x2.4"
12"x10"



Michelangelo Extra White
Herringbone 1.3"x3.8"
12"x11"



Calacatta Black
Herringbone 1.3"x3.8"
12"x11"



Renoir Plus
Herringbone 1.3"x3.8"
12"x11"



Pearl Grey
Herringbone 1.3"x3.8"
12"x11"


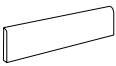


Cote Azure Deluxe
Herringbone 1.3"x3.8"
12"x11"



TRIM TILES

MATT FINISH

	COVE BASE	BULLNOSE
		
	6"x12"	3"x24"
MICHELANGELO EXTRA WHITE	●	●
CALACATTA BLACK	●	●
RENOIR PLUS	●	●
PEARL GREY	●	●
COTE AZURE DELUXE	●	●

RECOMMENDED USE










Charme Evo is recommended for indoor floors, walls, countertops, and outdoor walls in commercial and residential application. The use of Charme Evo, with exception of Frontier20 Michelangelo Extra White 24"x24" (20mm), is not recommended for outdoor application or horizontal exterior surfaces. Landmark recommends an offset no greater than 30%, if a staggered pattern is required for tiles of 20" inches or longer. Landmark recommends the use of leveler for a proper installation.

CARE AND MAINTENANCE

Do not apply any wax or sealer to the product after installation. Regular cleaning is the best way to keep Charme Evo tiles looking good. Use clean, hot water (add household cleaner for more aggressive cleaning). Rinse thoroughly and dry with a soft cloth to prevent water spots. Please visit **lcusa.com**. For further information regarding the care and maintenance of Landmark products.

WARRANTY

Landmark guarantees that its products will meet or exceed the performance specifications set out in ANSI A137.1- 2012 and in the performance specifications section of the Landmark general catalog. For more information, please visit our website at **lcusa.com**.

PHYSICAL PROPERTIES	TEST ASTM	NORTH AMERICAN STANDARD A137.1*	RESULTS
 Water absorption *	C373	≤ 0.5%	COMPLY WITH ANSI A137.1
 DCOF Average dynamic coefficient of friction **	BOT 3000 test	≥ 0.42	≥ 0.42
 Resistance to freeze/thaw cycling *	C1026	As reported	RESISTANT
 Warpage (edge)	C485	Warpage ± 0.4% or ± 0.05 in	COMPLY WITH ANSI A137.1
 Warpage (diagonal)	C485	Warpage ± 0.4% or ± 0.07 in	COMPLY WITH ANSI A137.1
 Wedging	C502	± 0.25% or ± 0.03 in	COMPLY WITH ANSI A137.1
 Chemical resistance	C650	As reported	UNAFFECTED
 Breaking strength	C648	250 lbf or greater	COMPLY WITH ANSI A137.1
 Thickness	C499	Range: 0.04 in	COMPLY WITH ANSI A137.1

* Average values referred to our production and related to the matt finish of the product.
** As far as values relating to the matt finish of the product and to tests carried out by certified external laboratories whose results are available upon request at Headoffice, we are willing to check the lot you are interested in purchasing.
- Be sure to use tiles belonging to the same caliber.
- Test results are available on request.
- Landmark tiles can be slippery when wet. We recommend to make sure that the surface is always dry.
- The information provided can be subject to change. Please refer to **lcusa.com** for the latest, most accurate and up-to-date information.



Landmark Ceramics - UST, Inc.

1427 N. Main Street
Mount Pleasant, TN 38474

Tel. 931.325.5700

www.lcusa.com



Architectural Ceramics

800 East Gude Dr., STE F
Rockville, MD 20850

Tel. 301.762.4140

www.architecturalceramics.com

LEARN MORE ABOUT

