

DIESEL STAGE

Ceramic & Porcelain



ARCHITESSA

an Architectural Ceramics brand



FLOOR, MOSAIC, & TRIM – METALLIC GREY




24x48 Boss
Metallic Grey




8x48 Boss
Metallic Grey



8x48 Diving
Metallic Grey



24x24 Boss
Metallic Grey




24x24 Diving
Metallic Grey



12x24 Boss
Metallic Grey*



12x24 Diving
Metallic Grey*




1x1 Mosaic
Diving Metallic Grey



1x12 Mosaic
Diving Metallic Grey



3.5x24 B/N
Diving Metallic Grey



12x24 Gradino Jolly
Diving Metallic Grey

*Stocked Sizes

FLOOR, MOSAIC, & TRIM – METALLIC RED




24x48 Boss
Metallic Red



8x48 Boss
Metallic Red



8x48 Diving
Metallic Red



24x24 Boss
Metallic Red




24x24 Diving
Metallic Red



12x24 Boss
Metallic Red*



12x24 Diving
Metallic Red*



1x1 Mosaic
Diving Metallic Red



1x12 Mosaic
Diving Metallic Red



3.5x24 B/N
Diving Metallic Red



12x24 Gradino Jolly
Diving Metallic Red

*Stocked Sizes


FLOOR, MOSAIC, & TRIM – METALLIC BLUE




24x48 Boss
Metallic Blue



8x48 Boss
Metallic Blue



8x48 Diving
Metallic Blue



24x24 Boss
Metallic Blue




24x24 Diving
Metallic Blue



12x24 Boss
Metallic Blue*



12x24 Diving
Metallic Blue*




1x1 Mosaic
Diving Metallic Blue



1x12 Mosaic
Diving Metallic Blue



3.5x24 B/N
Diving Metallic Blue



12x24 Gradino Jolly
Diving Metallic Blue

*Stocked Sizes















COLORS

WALL

4x12 Wall Tile, Finishes sold separately.
See page 3 for installation images of all finishes.



Rust Drip White



Rust Drip Red



Rust Drip Blue

FLOOR, MOSAIC & TRIM

Reference pages 4-6 for full collection &
the size chart on page 17 to check availability



Boss Metallic Grey



Diving Metallic Grey



Boss Metallic Red



Diving Metallic Red



Boss Metallic Blue



Diving Metallic Blue

4x12 RUST DRIP WHITE VARIATION



4x12 Rust Drip White



4x12 Rust Drip Red



4x12 Rust Drip Blue



4x12 Rust Drip White Installation



4x12 Rust Drip Red Installation



4x12 Rust Drip Blue Installation

SIZE CHART & ALIAS LISTING

STAGE WALL	4x12		STAGE FLOOR, MOSAIC, & TRIM	24x48	8x48	24x24	12x24	1x1 Mosaic	1x12 Mosaic	3.5x24 Bullnose	12x24 Gradino Jolly	COLOR & FINISH
	754927	RUST DRIP WHITE		892290	891290	866290	863290*					BOSS METALLIC GREY
	754926	RUST DRIP RED			892287	866287	863287*	868670	868671	862287	867950	DIVING METALLIC GREY
	754928	RUST DRIP BLUE		892292	891292	866292	863292*					BOSS METALLIC RED
					892289	866289	863289*	868669	868673	862289	867949	DIVING METALLIC RED
				892291	891291	866291	863291*					BOSS METALLIC BLUE
				892288		866288	863288*	868668	868672	862288	867948	DIVING METALLIC BLUE

*Stocked

Italicized items are special order from Italy with extended lead times. Please consult an ACI sales rep for sample & product availability.

Lead times for specialty & non-stocked items varies depending on product ordered, quantity, and destination. Please contact ACI to determine the lead time to order samples and material.



12x24 Gradino Elle Jolly



6x24 Copribordo



3.5x24 Bullnose Battiscopa

DESCRIPTION

Structured, corroded, dented, dulled metal - the Boss finish is very distinctive, recalling the anti-slip finishes of stage construction materials and the flight cases used to transport musical instruments, and is for use with a revolutionary new style.

INSTALLATION & MAINTENANCE

DIESEL STAGE may be installed using standard ceramic installation methods and materials, as recommended by the Tile Council of North America (TCNA). An Architessa sales representative will advise you on general installation questions. The manufacturer of this product recommends a 2mm grout joint.

TECHNICAL INFORMATION

TYPE: PORCELAIN FIELD & CERAMIC WALL

ORIGIN: ITALY

EDGE: RECTIFIED (FIELD ONLY)

CERAMIC WALL=NATURAL (UNRECTIFIED)

THICKNESS: 8.5MM

LOOK: METALLIC

SHADE VARIATION: V2, CITY LIGHTS COLORS - V4

APPLICATION: WALL & FLOOR

USE: RESIDENTIAL/COMMERCIAL

DCOF: 0.43 (DIVING FINISH)

BREAKING STRENGTH: COMPLIANT TO ASTM C-648
> 250 LBS

WATER ABSORPTION: FIELD= .04%, WALL=16%

STAIN RESISTANCE: YES

FROST RESISTANCE: YES

ENVIRONMENT: THE PRESENCE OF RECYCLED
MATERIAL IS AT LEAST 40% BY WEIGHT, 6% POST-
CONSUMER (EXCLUDES WALL TILE)

CONTACT INFORMATION:

www.architessa.com

1.800.287.1742

For general sales inquiries: sales@architessa.com

For commercial & hospitality sample requests: samples@architessa.com

Headquarters: 1803 Research Blvd. Suite 402 Rockville, MD 20850