

# CRAG CASTLE

Porcelain

ARCHITECTURAL  
CERAMICS







SUGAR WHITE



TEA SAND



BRIGHT GREY



BLACK INK



SUGAR WHITE




18x36



12x24



6"x36



1x1 Mix Mosaic

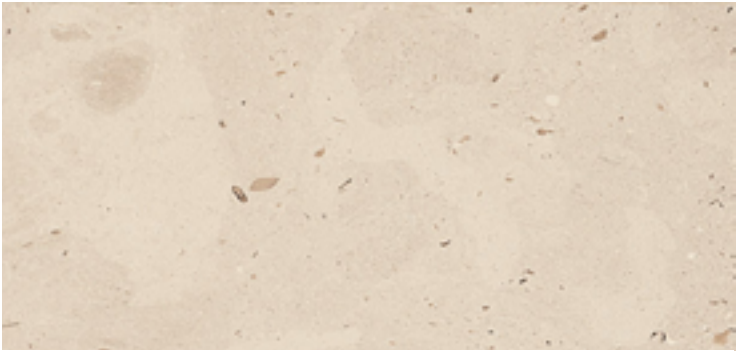


Muretto Mosaic

SUGAR WHITE - EXPECTED PATTERN VARIATION



TEA SAND



18x36



12x24



6"x36





1x1 Mix Mosaic




Muretto Mosaic

TEA SAND - EXPECTED PATTERN VARIATION





BRIGHT GREY



18x36



12x24



6"x36










1x1 Mix Mosaic



Muretto Mosaic

BRIGHT GREY - EXPECTED PATTERN VARIATION





BLACK INK



18x36



12x24



6"x36



1x1 Mix Mosaic



Muretto Mosaic























## AVAILABLE SIZES

	FIELD			MOSAIC		TRIM	
	18x36	12x24	6x36	1x1 Mix	Muretto Mosaic	3x24 Bullnose	3x10 Bullnose
Sugar White	N, <i>L</i>	N, L	N, L	N/L	<i>N</i>	N, L	<i>N</i>
Tea Sand	N, <i>L</i>	N, L	N, L	N/L	<i>N</i>	N, L	<i>N</i>
Bright Grey	N, <i>L</i>	N, L	N, L	N/L	<i>N</i>	N, L	<i>N</i>
Blank Ink	N, <i>L</i>	N, L	N, L	N/L	<i>N</i>	N, L	

N=Natural Finish, L=Lappato Finish

*Items in italics are Special Order Italy. Please consult an ACI sales rep for lead times & minimum order quantities*

Lead times for specialty & non-stocked items will vary depending on product ordered, quantity, and destination. Please contact ACI to determine the lead time to order samples and material.

## DESCRIPTION

Crag Castle is a mixture of elegant and exclusive stones which faithfully reproduce the style and needs of modern life. We've named it after natural rock (aka Crag) and a Castle because it looks like natural stone with many textures right from the side of a castle. This tile is perfect for any interior or exterior space.

## INSTALLATION &amp; MAINTENANCE

Crag Castle may be installed using standard ceramic tile installation methods and materials, as recommended by the Tile Council of North America (TCNA). An Architectural Ceramics sales representative will advise you on general installation questions. Please note that ACI does not recommend grout joints smaller than 1/16" for ACI Stock material.

## TECHNICAL INFORMATION

ORIGIN: ITALY

AVAILABLE FINISHES: NATURAL, LAPPATO

TYPE: PORCELAIN

EDGE: RECTIFIED

LOOK: MIXED STONE

APPLICATION: FLOOR & WALL

USE: COMMERCIAL & RESIDENTIAL

PACKAGING: PLEASE CONSULT YOUR ACI SALES REP  
FOR PACKAGING INFORMATION

COLOR VARIATION: V3 - MODERATE VARIATION

THICKNESS: 10.5 mm

PORCELAIN ENAMEL INSTITUTE SCALE: CLASS 4

COEFFICIENT OF FRICTION: NATURAL WET: 0.64, DRY 0.75

LAPPATO WET: 0.42, DRY 0.75

DYNAMIC COEFFICIENT OF FRICTION: ≥ .42

BREAKING STRENGTH: COMPLIANT TO ASTM C-648 > 250 LBS

WATER ABSORPTION: < 0.5%

STAIN RESISTANCE: YES

FROST RESISTANCE: YES

ENVIRONMENT: 7.5% PRE-CONSUMER RECYCLED CONTENT

## WEBSITE LINKS

[www.architecturalceramics.com/catalogs](http://www.architecturalceramics.com/catalogs)

PLEASE NOTE THIS LINK IS CASE SENSITIVE

## CONTACT INFORMATION:

[www.architecturalceramics.com](http://www.architecturalceramics.com)

1.800.287.1742

For general sales inquiries: [sales@architecturalceramics.com](mailto:sales@architecturalceramics.com)

For commercial & hospitality sample requests: [samples@architecturalceramics.com](mailto:samples@architecturalceramics.com)

Headquarters: 800 E Gude Dr Suite F Rockville, MD 20850