

SENTI MARBLE

Porcelain


ARCHITECTURAL
CERAMICS



COLORS



STATUARY



DAINO REALE



FROST



MARFIL




EMPERADOR LIGHT



BARDIGLIO


STATUARY




24x24




12x24



12x12



2x2 Mosaic




3x6 Mosaic


DAINO REALE



24x24



12x24



12x12



2x2 Mosaic



3x6 Mosaic


FROST




24x24



12x24



12x12



2x2 Mosaic



3x6 Mosaic


MARFIL




24x24



12x24



12x12



2x2 Mosaic



3x6 Mosaic

EMPERADOR LIGHT




24x24



12x24



12x12



2x2 Mosaic



3x6 Mosaic


BARDIGLIO




24x24



12x24



12x12



2x2 Mosaic



3x6 Mosaic









AVAILABLE SIZES	FIELD			MOSAIC			TRIM	
	24x24	12x24	12x12	2x2	3x6	4x12 BN	6x12 CB	1x6 C Corner
Statuary	M, P	M, P	M	M	M	M, P	M	M
Daino Reale	M, P	M, P	M	M	M	M, P	M	M
Frost	M, P	M, P	M	M	M	M, P	M	M
Marfil	M, P	M, P	M	M	M	M, P	M	M
Emperador Light	M, P	M, P	M	M	M	M, P	M	M
Bardiglio	M, P	M, P	M	M	M	M, P	M	M

M=Matte finish

Lead times for specialty & non-stocked items varies depending on product ordered, quantity, and destination. Please contact ACI to determine the lead time to order samples and material.

DESCRIPTION

Globally influenced, each color of Senti Marble translates the unique details and beauty of the natural marble it is named for into porcelain tile. Each of the six colors has a distinct graphic inspired by marble found around the world, from the bardiglio of Brazil to the statuary of Italy to Spain's marfil.

INSTALLATION & MAINTENANCE

Senti Marble may be installed using standard ceramic tile installation methods and materials, as recommended by the Tile Council of North America (TCNA). An Architectural Ceramics sales representative will advise you on general installation questions.

TECHNICAL INFORMATION

ORIGIN: CHINA
 AVAILABLE FINISHES: MATTE
 TYPE: PORCELAIN
 EDGE: RECTIFIED
 LOOK: MARBLE
 APPLICATION: WALL & FLOOR
 USE: COMMERCIAL & RESIDENTIAL
 PACKAGING: PLEASE CONSULT YOUR ACI SALES REP FOR PACKAGING INFORMATION

COLOR VARIATION: V3 - MODERATE VARIATION
 THICKNESS: 9.5MM
 PORCELAIN ENAMEL INSTITUTE SCALE: N/A
 DYNAMIC COEFFICIENT OF FRICTION: >.42
 BREAKING STRENGTH: COMPLIANT TO ASTM C-648 > 250 LBS
 WATER ABSORPTION: < 0.5%
 STAIN RESISTANCE: YES
 FROST RESISTANCE: YES
 ENVIRONMENT: N/A

WEBSITE LINKS

www.architecturalceramics.com/catalogs

PLEASE NOTE THIS LINK IS CASE SENSITIVE

CONTACT INFORMATION:

www.architecturalceramics.com

1.800.287.1742

For general sales inquiries: sales@architecturalceramics.com

For commercial & hospitality sample requests: samples@architecturalceramics.com

Headquarters: 800 E Gude Dr Suite F Rockville, MD 20850