

ANCIENT STONE

Porcelain



ARCHITESSA

an Architectural Ceramics brand



COLORS



WHITE



BEIGE



GREY



BLACK

WHITE



24x24



12x24



12x24 Listelli Sfalsati Mosaic



2x2 Mosaic

BEIGE



24x24



12x24




12x24 Listelli Sfalsati Mosaic



2x2 Mosaic

GREY



24x24



12x24




12x24 Listelli Sfalsati Mosaic



2x2 Mosaic

BLACK




24x24



12x24



12x24 Listelli Sfalsati Mosaic



2x2 Mosaic







ANCIENT STONE

AVAILABLE SIZES	FIELD		MOSAICS		TRIM			
	24x24	12x24	12x24 Listelli Sfalsati	2x2 Mosaic	3x24 BN	13x24 Stair Tread	13x24x1x1 Step	13x13x1x1 Corner Tile
White	<i>N</i>	N+	<i>N</i>	<i>N</i>	<i>N</i>	<i>N</i>	<i>N</i>	<i>N</i>
Beige	<i>N</i>	N+	<i>N</i>	<i>N</i>	<i>N</i>	<i>N</i>	<i>N</i>	<i>N</i>
Grey	<i>N</i>	N+	<i>N</i>	<i>N</i>	<i>N</i>	<i>N</i>	<i>N</i>	<i>N</i>
Black	<i>N</i>	N+	<i>N</i>	<i>N</i>	<i>N</i>	<i>N</i>	<i>N</i>	<i>N</i>

N=Natural finish, *Stocked Sizes +Discontinued

Italicized items are special order from Italy with extended lead times. Please consult an ACI sales rep for sample & product availability.

Lead times for specialty & non-stocked items varies depending on product ordered, quantity, and destination. Please contact ACI to determine the lead time to order samples and material.

DESCRIPTION

Ancient Stone reinterprets the tradition of Belgium's most characteristic stone. Considered one of Europe's finest construction materials, Pierre Bleue is a particularly tough, high-quality limestone. The Ancient Stone collection emphasises this stone's rough yet exquisite personality, together with its tactile appeal and beauty of colouring, which give spaces a distinctively physical "feel". Ancient Stone is available in a variety of unconventional, sophisticated shades that express all the tactile loveliness and solidity of this stone, ideal as the key feature in high-class contemporary design schemes.

INSTALLATION & MAINTENANCE

Ancient Stone may be installed using standard ceramic tile installation methods and materials, as recommended by the Tile Council of North America (TCNA). An Architectural Ceramics sales representative will advise you on general installation questions.

TECHNICAL INFORMATION

ORIGIN: ITALY
AVAILABLE FINISHES: NATURAL
TYPE: PORCELAIN
EDGE: RECTIFIED
LOOK: LIMESTONE
APPLICATION: WALL & FLOOR
USE: LIGHT HEAVY COMMERCIAL
PACKAGING: PLEASE CONSULT YOUR ACI SALES REP FOR PACKAGING INFORMATION

COLOR VARIATION: V3 - MODERATE VARIATION
THICKNESS: 10 MM
PORCELAIN ENAMEL INSTITUTE SCALE: N/A
DYNAMIC COEFFICIENT OF FRICTION: 0.42
BREAKING STRENGTH: COMPLIANT TO ASTM C-648 > 250 LBS
WATER ABSORPTION: < 0.5%
STAIN RESISTANCE: YES
FROST RESISTANCE: YES
ENVIRONMENT: 7.5% PRE-CONSUMER RECYCLED CONTENT

WEBSITE LINKS

www.architessa.com/pages/datasheets

PLEASE NOTE THIS LINK IS CASE SENSITIVE

CONTACT INFORMATION:

www.architessa.com

1.800.287.1742

For general sales inquiries: sales@architessa.com

For commercial & hospitality sample requests: samples@architessa.com

Headquarters: 1803 Research Blvd. Suite 402 Rockville, MD 20850

V02.03.21