

CANTON MILL

Porcelain

ARCHITECTURAL
CERAMICS





CANTON MILL

Look: Wood

An Italian tile **made in the USA**

Canton Mill is a color-body, rectified, porcelain tile inspired by the weighted memories clung to earth by way of home. Canton Mill is a representation of that memory, a clean and happy place, full of creativity and warmth. Available in 6"x36", 9"x36", 24"x24", along with coordinating 3"x36" bullnose and two variations of mosaic, this tile provides you with the opportunity to express your own ingenuity. The 24"x24" can be used alone or in a pattern with the other sizes for a unique installation; while the rectified format allows you to achieve tighter grout joints that more closely represent the natural product.



Multicolor

6"x36" - 9"x36"





Multicolor 6"x36" - Backsplash White Linear Mosaic





Multicolor 24"x24" - Linear Mosaic



Multicolor 9"x36" - wall 6"x36"



Multicolor 24"x24"





Smoke

9"x36"





Smoke 24"x24" - 6"x36"





Smoke 9"x36" - 6"x36"



Smoke 6"x36" - Strip Mosaic





Smoke 24"x24"



Ivory

9"x36" - 6"x36"





Ivory Linear Mosaic





Ivory 9"x36"



Ivory 9"x36" - Floor Multicolor Strip Mosaic



Ivory 24"x24" - 9"x36"





Multicolor



Smoke




Ivory




CANTON MILL

24"x24" Rectified



1100148 Multicolor
1100149 Ivory
1100150 Smoke

12"x12" Mosaic Strips



1100151 Multicolor
1100152 Ivory
1100153 Smoke

9"x36" Rectified



1100142 Multicolor
1100143 Ivory
1100144 Smoke

Linear Mosaic 6"x15"



1100154 Multicolor
1100155 Ivory
1100156 Smoke

6"x36" Rectified



1100145 Multicolor
1100146 Ivory
1100147 Smoke

3"x36" Bullnose



1100157 Multicolor
1100158 Ivory
1100159 Smoke



ALL PRODUCTS MEET OR EXCEED ALL STANDARDS IN ANSI








PACKAGING

SIZES	METRIC (CM)	THICKNESS (MM)	PIECES PER BOX	SQ. FT PER BOX	WEIGHT PER BOX	BOXES PER PALLET	WEIGHT PER PALLET*
FIELD TILES							
24"x24"	60x60	10 mm	3	12	51.6	36	1,858
9"x36"	22x90	10 mm	9	13.5	87.1	30	2,612
6"x36"	15x90	10 mm	8	12	52.8	44	2,323
MOSAICS AND COORDINATING TRIMS							
12"x12" mosaic strips	30x30	10 mm	10	10	35	45	1,575
6"x15" linear mosaic	15x38	10 mm	10	6.25	19	80	1,520
3"x36" bullnose	7.5x90	10 mm	8	6	26.4	40	1,056

* WEIGHT PER PALLET DOES NOT INCLUDE PALLET WEIGHT ITSELF
 ALL OTHER SIZES WILL BE PACKAGED AS ORDERED.
 PLEASE CONTACT AC CUSTOMER SERVICE FOR PACKAGING INFORMATION.

MINIMUM GROUT SIZE RECOMMENDED = 5 MM (OR APPROX. 3/16") IF STAGGERED TILE PLACEMENT, WE RECOMMEND USING A 30% OFFSET. IF SPECIFIED BRICK PATTERN WITH 1/2 PATTERN MANDATORY, A BIGGER GROUT IS RECOMMENDED TO HIDE IMPERFECTIONS OF INSTALLATION (MINIMUM 1/4").

TECHNICAL SPECIFICATIONS

	REFERENCE VALUE	DECLARED VALUE	TEST METHOD
 Surface Abrasion		PEI IV-V	ASTM C1027
 Water Absorption	≤0.5%	MEETS REQUIREMENT	ASTM C373
 Chemical Resistance	AS REPORTED	NOT AFFECTED	ASTM 650
 Dynamic Coefficient of Friction	≥ 0.42 • WET	MEETS REQUIREMENT	ANSI 137.1
 Stain Resistance	AS REPORTED	NOT AFFECTED	ASTM C1378
 Breaking Strength	AS REPORTED	≥ 400	ASTM C648
 Resistance to Freeze	AS REPORTED	RESISTANT	ASTM C1026



40% RECYCLED CONTENT (MULTICOLOR)

• DUE TO THE INHERENT NATURE OF FIRED PORCELAIN TILE, IT IS IMPORTANT TO NOTE THAT THE COEFFICIENT OF FRICTION MAY VARY WITHIN AND BETWEEN PRODUCT RUNS.

SUGGESTED INSTALLATIONS

PEI Class

IV

Moderate to heavy foot traffic

Recommended for all residential applications as well as medium commercial and light institutional applications.



CONTRIBUTES TO
LEED CREDITS



WHY PORCELAIN?

There are many reasons to choose impervious porcelain tile over other floor coverings. It offers the largest array of design options and holds its value the longest. In a comparison between the many different flooring options, porcelain tile offers one of the most durable and least expensive options over the lifespan of the building.

Benefits of Porcelain Tile

- Impervious to water
- Easy to maintain
- Variety of design options
- Environmentally friendly
- Resistant to germs and bacteria
- Fade resistant
- Fire resistant
- Durable - best long-term value vs. other floor coverings

CLEANING & MAINTENANCE



Routine care instructions:

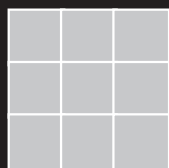
1. Wash with water to remove superficial dirt.
2. Application of Fila Cleaner® Fila (commercial product) diluted to an average of 1:200 to the surface.
3. Let the solution sit 5-7 minutes.
4. Remove the cleaner with a vigorous mechanical cleaning action using common hand cleaning equipment, or a suitable floor-cleaning appliance.
5. Dry the floor completely.

Note: For desired results, it is particularly important to combine the effect of the detergent with a vigorous mechanical cleaning action.

The products mentioned in these instructions do not officiate any official agreements with any floor cleaning product producers.


COLOR SHADE VARIATION

Each product is characterized by a degree of color shading that varies from product to product, from color to color. Color shading means chromatic variation from tile to tile in every box.




V1

The least amount of shade and texture variation. Attainable in naturally fired clay products.



V3 - Smoke, Ivory

High shade texture variation within each carton.



V2

Light to moderate shade and texture variation within each carton.



V4 - Multicolor

Very high shade and texture variation within each carton.



ARCHITECTURAL
CERAMICS **AC**

www.architecturalceramics.com/catalogs