


WALKOVER

Color Body Glazed Porcelain & Ceramic Wall

ARCHITECTURAL
CERAMICS




FIELD TILE




12x24 Avorio



12x24 Perle



12x24 Viscone




12x24 Tortora



12x24 Cemento

WALL TILE



8x16 Avorio



8x16 Perle



8x16 Viscone



8x16 Tortora

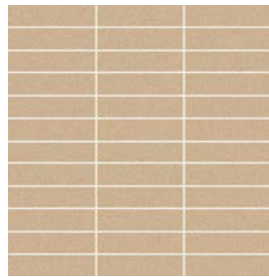


8x16 Cemento

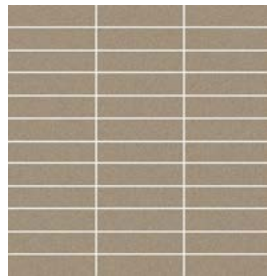
MOSAIC & DECO



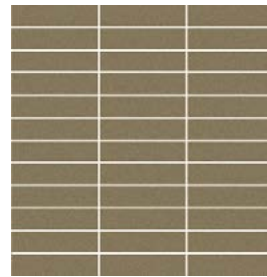
1x4 Mosaic Avorio
(12x12 Sheet)



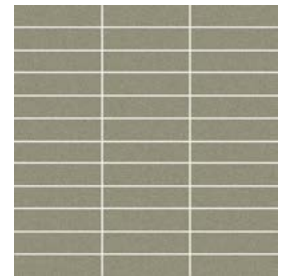
1x4 Mosaic Perle
(12x12 Sheet)



1x4 Mosaic Viscone
(12x12 Sheet)



1x4 Mosaic Tortora
(12x12 Sheet)



1x4 Mosaic Cemento
(12x12 Sheet)



12x18 Beige Deco Stripe



12x18 Grey Deco Stripe

AVAILABLE SIZES	FIELD			WALL	MOSAICS	DECO	TRIM			
	24x24	12x24	12x12	8x16	1x4	Stripe	4x24 Bullnose	3x16 Bullnose	1x8 QR	1x1 QRC
Avorio	M	M	M	P**	M		M	P	M	M
Perle	M	M	M	P**	M		M	P	M	M
Viscone	M	M	M	P**	M		M	P	M	M
Tortora	M	M	M	P	M		M	P	M	M
Cemento	M	M	M	P**	M		M	P	M	M
Grey Stripe						M				
Beige Stripe						M				

M=Matte, P=Polished, **Specify these sizes as Walkover 2.0

Italicized items are special order from Italy with extended lead times. Please consult an ACI sales rep for sample & product availability.

Lead times for specialty & non-stocked items will vary depending on product ordered, quantity, and destination. Please contact ACI to determine the lead time to order samples and material.

DESCRIPTION

Walkover brings the bold look of concrete (floor tiles) and fabric (wall tiles) in this porcelain tile perfect for commercial and residential applications.

INSTALLATION & MAINTENANCE

Walkover may be installed using standard ceramic tile installation methods and materials, as recommended by the Tile Council of North America (TCNA). An Architectural Ceramics sales representative will advise you on general installation questions.

TECHNICAL INFORMATION

ORIGIN: CHINA

AVAILABLE FINISHES: FIELD = MATTE, WALL = POLISHED

TYPE: COLOR BODY GLAZED PORCELAIN & CERAMIC WALL

EDGE: RECTIFIED (FIELD TILE ONLY)

LOOK: SOLID FLOOR, FABRIC WALL

APPLICATION: FLOOR & WALL

USE: COMMERCIAL & RESIDENTIAL

PACKAGING: PLEASE CONSULT YOUR ACI SALES REP FOR PACKAGING INFORMATION

COLOR VARIATION: V2 - MODERATE

THICKNESS: WALL=8MM, FLOOR=9.5MM

PORCELAIN ENAMEL INSTITUTE SCALE: FIELD: CLASS 4: MEDIUM

COMMERCIAL, LIGHT INDUSTRIAL AND INSTITUTIONAL, MODERATE SOILING.

COEFFICIENT OF FRICTION: FIELD: WET 0.62, DRY 0.89

WALL: WET < 0.60, DRY > 0.60

DYNAMIC COEFFICIENT OF FRICTION: N/A

BREAKING STRENGTH: MATTE: COMPLIANT TO ASTM C-648 > 250 LBS

WATER ABSORPTION: FIELD: < 0.5%, WALL: 1-3%

STAIN RESISTANCE: YES

FROST RESISTANCE: YES

ENVIRONMENT: N/A

WEBSITE LINKS

www.architecturalceramics.com/catalogs

PLEASE NOTE THIS LINK IS CASE SENSITIVE

CONTACT INFORMATION:

www.architecturalceramics.com

1.800.287.1742

For general sales inquiries: sales@architecturalceramics.com

For commercial & hospitality sample requests: samples@architecturalceramics.com

Headquarters: 800 E Gude Dr Suite F, Rockville, MD 20850