

COURT
Ceramic

ARCHITECTURAL
CERAMICS




COLORS



4x12 White




4x12 Biscuit



4x12 Tender Grey



4x12 Dark Grey



4x12 Black



3x6 White



3x6 Biscuit




3x6 Sand beige



3x6 Tender Grey



3x6 Dark Grey



3x6 Black





AVAILABLE SIZES	FIELD	
	4x12	3x6
Arctic White	G	G
Biscuit	G	G
Sand Beige		G
Tender Grey	G	G
Dark Grey	G	G
Black	G	G

G=Glossy Finish

Lead times for specialty & non-stocked items varies depending on product ordered, quantity, and destination. Please contact ACI to determine the lead time to order samples and material.

DESCRIPTION

Court is a beveled ceramic wall tile in solid colors that match the Classic Collection.

INSTALLATION & MAINTENANCE

Court may be installed using standard ceramic tile installation methods and materials, as recommended by the Tile Council of North America (TCNA). An Architectural Ceramics sales representative will advise you on general installation questions.

TECHNICAL INFORMATION

ORIGIN: CHINA
 AVAILABLE FINISHES: GLOSSY
 TYPE: CERAMIC
 EDGE: NATURAL
 LOOK: MONOCHROMATIC / SOLID
 APPLICATION: WALL
 USE: RESIDENTIAL & COMMERCIAL
 PACKAGING: PLEASE CONSULT YOUR ACI SALES REP FOR PACKAGING INFORMATION

COLOR VARIATION: V1 - UNIFORM APPEARANCE
 THICKNESS: 3/16"
 PORCELAIN ENAMEL INSTITUTE SCALE: N/A
 DYNAMIC COEFFICIENT OF FRICTION: N/A
 BREAKING STRENGTH: N/A
 WATER ABSORPTION: <20%
 STAIN RESISTANCE: YES
 FROST RESISTANCE: NO
 ENVIRONMENT: N/A

WEBSITE LINKS

www.architecturalceramics.com/catalogs
 PLEASE NOTE THIS LINK IS CASE SENSITIVE

CONTACT INFORMATION:

www.architecturalceramics.com

1.800.287.1742

For general sales inquiries: sales@architecturalceramics.com

For commercial & hospitality sample requests: samples@architecturalceramics.com

Headquarters: 800 E Gude Dr Suite F Rockville, MD 20850