



MILESTONE  
ARCHITECTURE AND CREATIVITY

 **LANDMARK**  
CERAMICS

# LANDMARK

## CONTEMPORARY

"Contemporary" is a gathering of porcelain tile collections for floors and walls that draws inspiration from modern living trends. Different materials allow for expression with renewed personality the soul of architecture interior design with a new mood. The "Landmark Contemporary" porcelain tiles feature different surface look that coexists together with other materials while the space is decorated with the latest trends and metropolitan characteristics.


### A new landmark in the ceramic industry

Landmark Ceramics is an American company, based in Tennessee that has set out to research, manufacture and sell top quality porcelain ceramics in North America, taking advantage of the proven experience of the Gruppo Concorde, an international leader in the sector. Technological innovation, market presence, attention to detail, the welfare of people and the environment, efficient service and a thorough product range make Landmark a new benchmark in the North American market for those who are looking for a reliable partner for any building and architecture project using US Made top quality porcelain tiles.

# MILESTONE

## ARCHITECTURE AND CREATIVITY

Dynamic and creative stone-look porcelain ceramics dictate the style of residential contemporary architectures. The collection features floors and walls with a bold and minimal appeal: veining, color shades and grain effects of different natural stones create a new contemporary interpretation of the material.





# new sensations

A strong identity and a bold appeal: Milestone combines the visual power of mixed stones, intense and waved, and the need for comfort and elegance, merging in modern living spaces with a minimal and elegant design.

## PROJECT

### FLOOR DESIGN

Milestone South Grey - 18"x36"  
Emotion Happy Walnut - 8"x40"

### WALL DESIGN

Milestone West Black - 12"x24"  
Charme Veined Statuario - 18"x36"





Stone blends with materials of different inspiration, for a captivating total look.

explore your style

**PROJECT**

FLOOR DESIGN

Milestone South Grey - 18"x36"



**PROJECT**  
FLOOR DESIGN  
Milestone North White - 18"x36"  
WALL DESIGN  
Milestone West Black - 12"x24"



Floors and walls in total symphony matching the color shades of the range.

nowadays  
design trend





# emphatic surfaces

In the spaces dedicated to welcoming and hospitality, Milestone completely changes the venue, showing off its amazing and natural character. The interior design marks the look with the elegance of rich stones with unique and expressive surfaces.

## PROJECT

FLOOR DESIGN

Milestone West Black - 18"x36"

WALL DESIGN

Milestone West Black - 12"x24"

Brick World Soho White - 3"x12"





Marked graphic movements and multi-direction veining emerge from cutting edge design surfaces.

incisive design

**PROJECT**

FLOOR DESIGN

Milestone West Black - 18"x36"

WALL DESIGN

Milestone West Black - 12"x24"

# actual landscapes

## PROJECT

### FLOOR DESIGN

Milestone East Beige - 12"x24" | Mosaic B - 2"x3"

Emotion Happy Walnut - 8"x40"

### WALL DESIGN

Milestone East Beige - 12"x24" | Mosaic B - 2"x3"



The stone look meets different material and decors for amazing style games thanks to surfaces that play with light and material.





# MILESTONE

COLORED BODY PORCELAIN TILE - Rectified Monocaliber

## FEATURES AND BENEFITS



**FADING RESISTANT**  
stable chromatically over time



**DOESN'T BEND**  
hard and compact



**ECO-FRIENDLY AND SAFE**



**PET FRIENDLY**  
dog and cat nails proof



**RESISTANT TO FROST**  
snow and ice proof



**FLOOR HEAT FRIENDLY**




**RESISTANT TO ACID**




**EASY TO KEEP CLEAN**

**VOC FREE**

**NO VOC**  
volatile organic compound



**WATER PROOF**  
doesn't absorb



**FIRE PROOF**  
doesn't burn or smoke

# MILESTONE

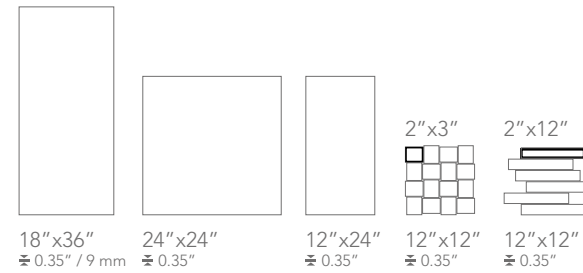
COLORED BODY PORCELAIN TILE - Rectified Monocaliber

SIZES 18"x36" / 24"x24" / 12"x24" / 12"x12"


## NORTH WHITE




### Available sizes



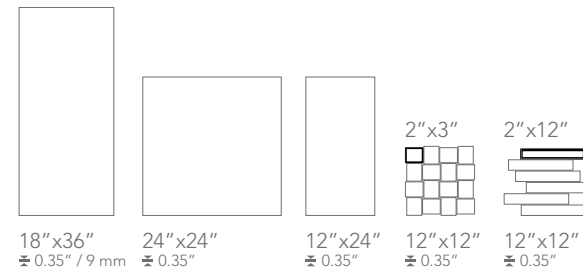
### Color shading



## EAST BEIGE



### Available sizes



### Color shading



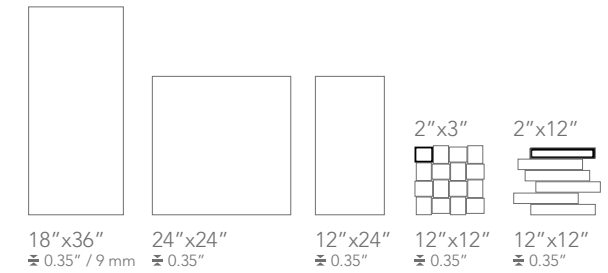
The colour of tiles printed in this catalogue may differ from actual tiles. Tile color reproductions in this catalogue are representative only. Slight tone and shade variations are inherent in porcelain tiles. Before selecting a colour, we recommend that you contact your local representative, who will provide you with a sample piece of the requested tile.

SIZES 18"x36" / 24"x24" / 12"x24" / 12"x12"


## SOUTH GREY



### Available sizes



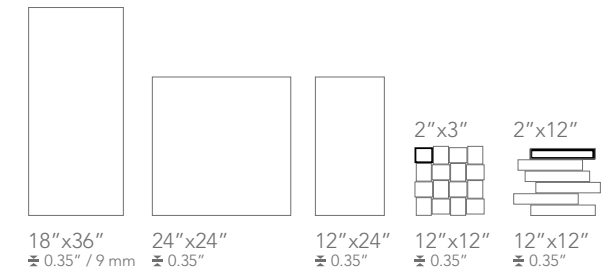
### Color shading




## WEST BLACK



### Available sizes



### Color shading



This porcelain tile product is manufactured with a V2 shade variation. Remember that the amount of colour as well as the texture of each piece may vary from tile to tile. Inspect the product immediately upon delivery and select tiles from many boxes during installation to minimize and blend any possible colour difference.

### Color Shading





North White  
Mosaic B 2"x3"  
12"x12"



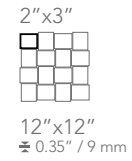
East Beige  
Mosaic B 2"x3"  
12"x12"



South Grey  
Mosaic B 2"x3"  
12"x12"



West Black  
Mosaic B 2"x3"  
12"x12"



2"x3"  
12"x12"  
± 0.35" / 9 mm



North White  
Mosaic F 2"x12"  
12"x12"



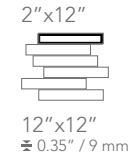
East Beige  
Mosaic F 2"x12"  
12"x12"



South Grey  
Mosaic F 2"x12"  
12"x12"



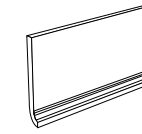
West Black  
Mosaic F 2"x12"  
12"x12"



2"x12"  
12"x12"  
± 0.35" / 9 mm

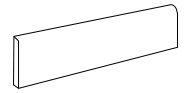


COVE BASE



6"x12"

BULLNOSE



3"x24"

	COVE BASE	BULLNOSE
NORTH WHITE	●	●
EAST BEIGE	●	●
SOUTH GREY	●	●
WEST BLACK	●	●

## INFORMATION

### RECOMMENDED USE

Milestone is recommended for indoor floors, walls, countertops, and outdoor walls in commercial and residential application. The use of Milestone is not recommended for outdoor application or horizontal exterior surfaces. Landmark recommends an offset no greater than 30%, if a staggered pattern is required for tiles of 20" inches or longer.

### CARE AND MAINTENANCE

Do not apply any wax or sealer to the product after installation. Regular cleaning is the best way to keep Milestone tiles looking good. Use clean, hot water (add household cleaner for more aggressive cleaning). Rinse thoroughly and dry with a soft cloth to prevent water spots. Please visit [lcusa.com](http://lcusa.com). For further information regarding the care and maintenance of Landmark products.










### WARRANTY

Landmark guarantees that its products will meet or exceed the performance specifications set out in ANSI A137.1- 2012 and in the performance specifications section of the Landmark general catalogue. For more information, please visit our website at [lcusa.com](http://lcusa.com).

# MILESTONE

## TILE PERFORMANCE DATA

COLORED BODY PORCELAIN TILE - Rectified Monocaliber

PHYSICAL PROPERTIES	TEST ASTM	NORTH AMERICAN STANDARD A137.1*	RESULTS
 Water absorption *	C373	≤ 0.5%	COMPLY WITH ANSI A137.1
 DCOF Average dynamic coefficient of friction **	BOT 3000 test	≥ 0.42	≥ 0.42
 Resistance to freeze/thaw cycling *	C1026	As reported	RESISTANT
 Warpage (edge)	C485	Warpage ± 0.4% or ± 0.05 in	COMPLY WITH ANSI A137.1
 Warpage (diagonal)	C485	Warpage ± 0.4% or ± 0.07 in	COMPLY WITH ANSI A137.1
 Wedging	C502	± 0.25% or ± 0.03 in	COMPLY WITH ANSI A137.1
 Chemical resistance	C650	As reported	UNAFFECTED
 Breaking strength	C648	250 lbf or greater	COMPLY WITH ANSI A137.1
 Thickness	C499	Range: 0.04 in	COMPLY WITH ANSI A137.1

\* Average values referred to our production and related to the matt finish of the product.

\*\* As far as values relating to the matt finish of the product and to tests carried out by certified external laboratories whose results are available upon request at Headoffice, we are willing to check the lot you are interested in purchasing.

- Be sure to use tiles belonging to the same caliber.
- Test results are available on request.
- Landmark tiles can be slippery when wet. We recommend to make sure that the surface is always dry.
- The information provided can be subject to change. Please refer to [lcusa.com](http://lcusa.com) for the latest, most accurate and up-to-date information.





 **LANDMARK**  
CERAMICS

**Landmark Ceramics - UST, Inc.**  
1427 N. Main Street  
Mount Pleasant, TN 38474

Tel. 931.325.5700

[www.lcusa.com](http://www.lcusa.com)

LEARN MORE ABOUT

