


TAILOR
Color Body Porcelain


ARCHITECTURAL
CERAMICS




COLORS




12x24 White



12x24 Light Taupe



12x24 Taupe



12x24 Grey




12x24 Mocha

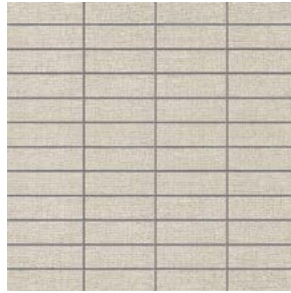


12x24 Olive

COLORS



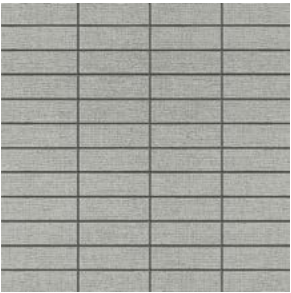
1x3 Mosaic White



1x3 Mosaic Light Taupe



1x3 Mosaic Taupe



1x3 Mosaic Grey



1x3 Mosaic Mocha




1x3 Mosaic Olive









| AVAILABLE SIZES | FIELD | MOSAIC |
|-----------------|-------|--------|
| | 12x24 | 1x3 |
| White | M | M |
| Light Taupe | M | M |
| Taupe | M | M |
| Grey | M | M |
| Mocha | M | M |
| Olive | M | M |

M=Matte finish

Lead times for specialty & non-stocked items varies depending on product ordered, quantity, and destination. Please contact ACI to determine the lead time to order samples and material.

DESCRIPTION

Tailor is a color body porcelain available in a trendy color palette.

INSTALLATION & MAINTENANCE

Tailor may be installed using standard ceramic tile installation methods and materials, as recommended by the Tile Council of North America (TCNA). An Architectural Ceramics sales representative will advise you on general installation questions.

TECHNICAL INFORMATION

ORIGIN: CHINA
 AVAILABLE FINISHES: MATTE
 TYPE: COLOR BODY PORCELAIN
 EDGE: RECTIFIED
 LOOK: FABRIC
 APPLICATION: WALL & FLOOR
 USE: COMMERCIAL & RESIDENTIAL
 PACKAGING: PLEASE CONSULT YOUR ACI SALES REP FOR PACKAGING INFORMATION

COLOR VARIATION: V2 - SLIGHT VARIATION
 THICKNESS: 3/8"
 PORCELAIN ENAMEL INSTITUTE SCALE: N/A
 DYNAMIC COEFFICIENT OF FRICTION: >.42
 BREAKING STRENGTH: COMPLIANT TO ASTM C-648 > 250 LBS
 WATER ABSORPTION: < 0.5%
 STAIN RESISTANCE: YES
 FROST RESISTANCE: YES
 ENVIRONMENT: 50% RECYCLED CONTENT

WEBSITE LINKS

www.architecturalceramics.com/Datasheets/TAILOR.pdf

PLEASE NOTE THIS LINK IS CASE SENSITIVE

CONTACT INFORMATION:

www.architecturalceramics.com

1.800.287.1742

For general sales inquiries: sales@architecturalceramics.com

For commercial & hospitality sample requests: samples@architecturalceramics.com

Headquarters: 800 E Gude Dr Suite F Rockville, MD 20850