

# RETRO 2.0

Glazed Porcelain

# ARCHITECTURAL CERAMICS




3x3 Lantern  
Gloss White  
*(12x11 Sheets)*



3x3 Lantern  
Gloss Grey  
*(12x11 Sheets)*



1x1 Hexagon  
Matte White  
*(12x10 Sheets)*



1x1 Hexagon  
Matte White & Black  
*(12x10 Sheets)*



2x2 Hexagon  
Matte White  
*(12x10 Sheets)*



2x2 Hexagon  
Matte Grey  
*(12x10 Sheets)*




1x1 Hexagon  
Matt Black  
*(12x10 Sheets)*




1x1 Penny  
Gloss White  
*(11.5x12.25 Sheets)*




1x1 Penny  
Matte White  
*(11.5x12.25 Sheets)*



1x1 Penny  
Gloss Grey  
*(11.5x12.25 Sheets)*




1x1 Penny  
Gloss Mocha  
*(11.5x12.25 Sheets)*



1x1 Penny  
Gloss Blue  
*(11.5x12.25 Sheets)*




1x2.25 Basketweave  
White  
*(10.5x10.5 Sheets)*



1x2.25 Basketweave  
White & Black  
*(10.5x10.5 Sheets)*



1x2.25 Basketweave  
White & Grey  
*(10.5x10.5 Sheets)*



2.25x1 Octagon  
White & Black  
*(10.5x10.5 Sheets)*



1x2 Herringbone  
Gloss White  
*(12x12 Sheets)*

## DESCRIPTION

Retro 2.0 is a collection of mosaics suitable for any playful or elegant retro installation.

## INSTALLATION & MAINTENANCE

Retro 2.0 may be installed using standard ceramic tile installation methods and materials, as recommended by the Tile Council of North America (TCNA). Please note the 12x24 natural finish is a different caliber than the polished finish and can't be installed properly on the same plane. An Architectural Ceramics sales representative will advise you on general installation questions.

## TECHNICAL INFORMATION

ORIGIN: CHINA  
AVAILABLE FINISHES: GLOSSY, MATTE  
TYPE: GLAZED PORCELAIN  
EDGE: UNRECTIFIED  
LOOK: RETRO  
APPLICATION: FLOOR & WALL  
USE: COMMERCIAL & RESIDENTIAL  
PACKAGING: PLEASE CONSULT YOUR ACI SALES REP FOR PACKAGING INFORMATION

COLOR VARIATION: N/A  
THICKNESS: 3/8"  
PORCELAIN ENAMEL INSTITUTE SCALE: GLOSSY FINISH: CLASS 3  
MATTE FINISH: CLASS 4  
DYNAMIC COEFFICIENT OF FRICTION: <.42  
BREAKING STRENGTH: COMPLIANT TO ASTM C-648 > 250 LBS  
WATER ABSORPTION: 1.7%  
STAIN RESISTANCE: YES  
FROST RESISTANCE: YES  
ENVIRONMENT: N/A

## WEBSITE LINKS

[www.architecturalceramics.com/catalogs](http://www.architecturalceramics.com/catalogs)

PLEASE NOTE THIS LINK IS CASE SENSITIVE

## CONTACT INFORMATION:

[www.architecturalceramics.com](http://www.architecturalceramics.com)

1.800.287.1742

For general sales inquiries: [sales@architecturalceramics.com](mailto:sales@architecturalceramics.com)

For commercial & hospitality sample requests: [samples@architecturalceramics.com](mailto:samples@architecturalceramics.com)

Headquarters: 800 E Gude Dr Suite F Rockville, MD 20850