

DIVERGENT

Ceramic


ARCHITECTURAL CERAMICS **AC**




COLORS




Terra




Dark Terra




Blue



Dark Blue



Green



Dark Green







AVAILABLE SIZES

	FIELD
	13"x23"
Green	S
Blue	S
Terra	S
Dark Terra	S
Dark Green	S
Dark Blue	S

S= Satin

Lead times for specialty & non-stocked items varies depending on product ordered, quantity, and destination. Please contact ACI to determine the lead time to order samples and material.

DESCRIPTION

Divergent is a ceramic collection that comes in 6 colors. The solid lines can be arranged to create many different geometric patterns.

INSTALLATION & MAINTENANCE

Divergent may be installed using standard ceramic installation methods and materials, as recommended by the Tile Council of North America (TCNA). An Architectural Ceramics sales representative will advise you on general installation questions.

TECHNICAL INFORMATION

ORIGIN: BRAZIL
AVAILABLE FINISHES: SATIN
TYPE: CERAMIC
EDGE: RECTIFIED
LOOK: PATTERN
APPLICATION: WALL
USE: INTERIOR WALL
PACKAGING: PLEASE CONSULT YOUR YOUR ACI SALES REP

COLOR VARIATION: V1
THICKNESS: 9.3 MM
PORCELAIN ENAMEL INSTITUTE SCALE: N/A
DYNAMIC COEFFICIENT OF FRICTION: N/A
BREAKING STRENGTH: 125 LBF
WATER ABSORPTION: ANSI A137.1 $7,0 \leq X < 20,0$
STAIN RESISTANCE: CLASS A
FROST RESISTANCE: N/A
ENVIRONMENT: N/A

WEBSITE

www.architecturalceramics.com/catalogs

PLEASE NOTE THIS LINK IS CASE SENSITIVE

CONTACT INFORMATION:

www.architecturalceramics.com

1.800.287.1742

For general sales inquiries: sales@architecturalceramics.com

For commercial & hospitality sample requests: samples@architecturalceramics.com

Headquarters: 800 E Gude Dr Suite F Rockville, MD 20850