

# ROCKPORT

Ceramic & Glass

ARCHITECTURAL  
CERAMICS **AC**







FIELD & TRIMS



Marine - 2x10



Marine Pencil



Seaglass - 2x10



Seaglass Pencil



Water's Edge - 2x10



Water's Edge Pencil



Sand Dune - 2x10



Sand Dune Pencil



Mist - 2x10



Mist Pencil




Pearl - 2x10




Pearl Pencil




## MOSAICS




Tidewater Glass Mosaic



Whirpool Glass Mosaic



Windswept Glass Mosaic



Pebble Beach Glass Mosaic































## AVAILABLE SIZES

	FIELD	MOSAIC	TRIM
	2"x10"	12"x12"	0.5"x12" Lliner
Water's Edge	G		G
Sand Dune	G		G
Pearl	G		G
Marine	G		G
Mist	G		G
Seaglass	G		G
Whirlpool		G	
Tidewater		G	
Windswept		G	
Pebble Beach		G	

G= Glossy

Lead times for specialty & non-stocked items varies depending on product ordered, quantity, and destination. Please contact ACI to determine the lead time to order samples and material.

## DESCRIPTION

Magical and vibrant color is the core of this collection. A unique rectangular handmade shape in 6 colors, all with a beachy vibe, whether you are doing a cabana or seaside kitchen backsplash. Feel like you are on island time with a mélange of colored penny rounds and hexagons in recycled glass to complete the coastal vibe.

## INSTALLATION &amp; MAINTENANCE

Rockport may be installed using standard ceramic installation methods and materials, as recommended by the Tile Council of North America (TCNA). An Architectural Ceramics sales representative will advise you on general installation questions.

## TECHNICAL INFORMATION

ORIGIN: SPAIN, GLASS MOSAICS: CHINA

AVAILABLE FINISHES: GLOSSY

TYPE: CERAMIC, GLASS

EDGE: N/A

LOOK: MONOCHROMATIC; BRICK

APPLICATION: WALL, MOSAICS-INTERIOR/EXTERIOR  
WALLS, FLOORS, POOL/FOUNTAIN

USE: RESIDENTIAL/COMMERCIAL

PACKAGING: PLEASE CONSULT YOUR ACI SALES  
REP

COLOR VARIATION: V2

THICKNESS: 8.5MM, MOSAICS: 4.8MM

PORCELAIN ENAMEL INSTITUTE SCALE: N/A

DYNAMIC COEFFICIENT OF FRICTION: N/A

BREAKING STRENGTH: N/A

WATER ABSORPTION: N/A

STAIN RESISTANCE: YES

FROST RESISTANCE: YES - MOSAICS ONLY

ENVIRONMENT: MOSAICS CONTAIN RECYCLED GLASS

## WEBSITE

[www.architecturalceramics.com/catalogs](http://www.architecturalceramics.com/catalogs)

PLEASE NOTE THIS LINK IS CASE SENSITIVE

## CONTACT INFORMATION:

[www.architecturalceramics.com](http://www.architecturalceramics.com)

1.800.287.1742

For general sales inquiries: [sales@architecturalceramics.com](mailto:sales@architecturalceramics.com)For commercial & hospitality sample requests: [samples@architecturalceramics.com](mailto:samples@architecturalceramics.com)

Headquarters: 800 E Gude Dr Suite F Rockville, MD 20850