

ERA
Ceramic

 **ARCHITESSA**
an Architectural Ceramics brand





ERA Aqua 2.5x5 Glossy



ERA Warm 2.5x5 Matte



ERA Graphite 2.5x5 Matte



ERA Emerald 2.5x5 Matte



ERA Mint 2.5x5 Matte



ERA Copper 2.5x5 Glossy



ERA Mustard 2.5x5 Glossy



ERA Grey 2.5x5 Glossy, 1.5x5 Bullnose



ERA Steel 2.5x5 Glossy



ERA Ocean 2.5x5 Matte




ERA Warm 2.5x5 Gloss




ERA Graphite 2.5x5 Gloss

COLORS




Aqua Matte (9 Pieces)



Aqua Glossy (9 Pieces)



Emerald Matte (9 Pieces)



Emerald Glossy (9 Pieces)




Graphite Matte (9 Pieces)



Graphite Glossy (9 Pieces)




Grey Matte (9 Pieces)



Grey Glossy (9 Pieces)



Mint Matte (9 Pieces)



Mint Glossy (9 Pieces)

COLORS




Mustard Matte (9 Pieces)



Mustard Glossy (9 Pieces)



Ocean Matte (9 Pieces)



Ocean Glossy (9 Pieces)



Warm Matte (9 Pieces)




Warm Glossy (9 Pieces)



White Matte (9 Pieces)



White Glossy (9 Pieces)



Copper Glossy (9 Pieces)



Steel Glossy (9 Pieces)

AVAILABLE SIZES

	FIELD	TRIM
	2.5x5	1.5x5
Aqua	G, M	G, M
Emerald	G, M	G, M
Copper	G, M	G, M
Graphite	G	
Grey	G, M	G, M
Mint	G, M	G, M
Mustard	G, M	G, M
Ocean	G, M	G, M
Steel	G	
Warm	G, M	G, M
White	G, M	G, M

G= Glossy M= Matte

Lead times for specialty & non-stocked items varies depending on product ordered, quantity, and destination. Please contact Architessa to determine the lead time to order samples and material.

DESCRIPTION

Our ERA collection of glossy and matte ceramic wall tiles come in eleven delightful colorways. Gradients of color and texture make ERA the perfect wall feature for any space.

INSTALLATION & MAINTENANCE

ERA may be installed using standard ceramic installation methods and materials, as recommended by the Tile Council of North America (TCNA). An Architessa sales representative will advise you on general installation questions.

TECHNICAL INFORMATION

ORIGIN: SPAIN (USA STOCK)
 AVAILABLE FINISHES: GLOSSY, MATTE
 TYPE: CERAMIC
 EDGE: NON RECTIFIED
 LOOK: MONOCHROMATIC
 APPLICATION: WALL
 USE: INDOOR
 PACKAGING: PLEASE CONSULT YOUR YOUR SALES REP

COLOR VARIATION: V4
 THICKNESS: 10 MM
 PORCELAIN ENAMEL INSTITUTE SCALE: N/A
 DYNAMIC COEFFICIENT OF FRICTION: N/A
 BREAKING STRENGTH: 12N/MM²
 WATER ABSORPTION: >10%
 STAIN RESISTANCE: CLASS 5
 FROST RESISTANCE: NO
 ENVIRONMENT: N/A

WEBSITE

www.architessa.com/products

CONTACT INFORMATION:

www.architessa.com

1.800.287.1742

For general sales inquiries: sales@architessa.com

For commercial & hospitality sample requests: samples@architessa.com

Headquarters: 1803 Research Blvd. Suite 402 Rockville, MD 20850